

MECHANICAL THERMOSTAT

FZK 011



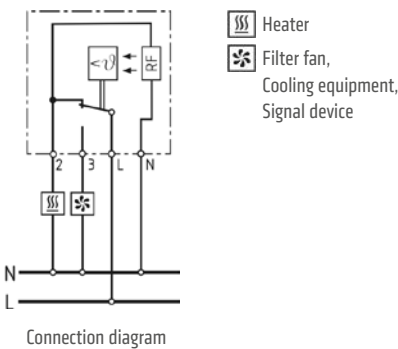
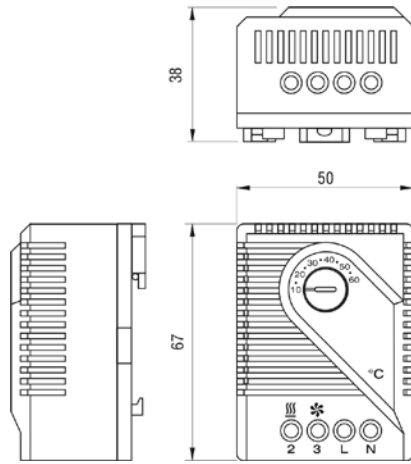
- > Adjustable temperature
- > High switching capacity
- > Small hysteresis
- > Change-over contact
- > Clip fixing

The mechanical thermostat is used for controlling heating and cooling equipment, filter fans or signal devices. The thermostat registers the surrounding air and can switch both inductive and resistive loads via snap-action contact. Functionality: The temperature setting on the scale equals to the upper switch point, which means that the NC contact opens. The temperature setting minus switch temperature difference (and tolerances) equals to the lower switch point, which means that the NC contact closes.



TECHNICAL DATA

Switch temperature difference	5 K (-3/+2 K tolerance) ¹
Sensor element	thermostatic bimetal
Contact type	change-over snap-action contact
Service life	> 100,000 cycles
Min. switching capacity	10 mA
Max. switching capacity, NC	AC 250 V / AC 120 V, 10 (4) A DC 30 W
Max. switching capacity, NO	AC 250 V / AC 120 V, 5 (2) A DC 30 W
Max. inrush current	AC 16 A for 10 sec.
Connection	4-pole terminal, clamping torque 0.5 Nm max.: rigid/stranded ² wire 2.5 mm ² (AWG 14)
Mounting	clip for 35 mm DIN rail, EN 60715
Casing	plastic according to UL94 V-0, light grey
Dimensions	67 x 50 x 38 mm
Weight	approx. 0.1 kg
Fitting position	variable
Operating/Storage temperature	-45 to +65 °C (-49 to +149 °F)
Operating/Storage humidity	max. 90 % RH (non-condensing)
Protection type	IP20
Approvals	UL File No. E164104, EAC

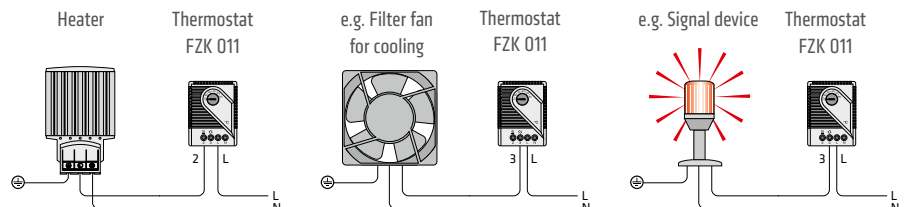


¹ If the Normally Closed contact is used, the switch temperature difference could be reduced by connecting terminal "N" (RF heating resistor). It causes the thermal feedback which is subject to surrounding conditions and thus has to be determined for each individual application.

² When connecting with wires, wire end ferrules must be used.

Important note: The contact system of the regulator is subjected to environmental influences, thus the contact resistance may change. This can lead to a voltage drop and/or self-heating of the contacts.

Art. No.	Operating voltage	Setting range
01170.0-00	AC 230 V	+5 to +60 °C
01170.0-01	AC 230 V	+40 to +140 °F
01170.0-02	AC 230 V	-20 to +35 °C
01170.9-00	AC 120 V	+40 to +140 °F
01170.9-01	AC 120 V	+5 to +60 °C



Examples of connection