

ELECTRONIC THERMOSTAT

ETR 011



- > Large setting range
- > Compact design
- > Small hysteresis

- > Optical function display (LED)
- > DIN rail mountable

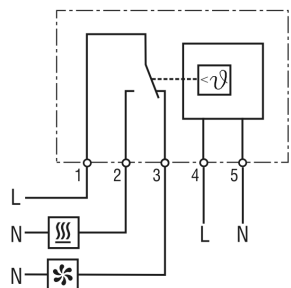
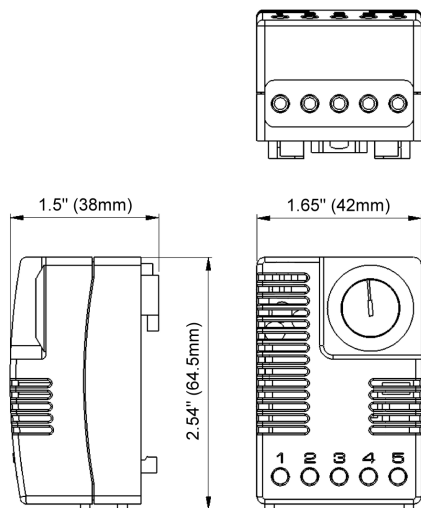
The ETR 011 electronic thermostat is used for controlling heating and cooling equipment, filter fans or signal devices. The thermostat senses the surrounding air temperature and can switch both resistive and inductive loads via an SPDT contact. The integrated LED is lit when the NC is closed (i.e. connected heater is operating).



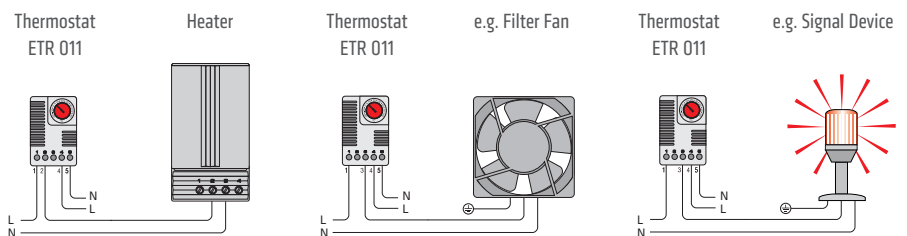
TECHNICAL DATA

Switching difference	7 °F (4 K) ±1.8 °F (1 K) tolerance at +68 °F (+20 °C)
Sensor element	NTC
Reaction time	approx. 5 seconds
Contact type	SPDT / change-over contact (relay)
Service life	> 50,000 cycles
Max. switching capacity (relay output)	8 A resistive / 1.6 A inductive @ AC 120 V 8 A resistive / 1.6 A inductive @ AC 240 V 100 W @ DC 24 V
Max. inrush current	AC 16 A for 10 sec.
Connection	5-pole terminal, clamping torque 0.5 Nm max.: solid/stranded ¹ wire – AWG 14 max. (2.5 mm ²)
Housing	plastic, UL 94V-0, light grey
Mounting	clip for 35 mm DIN rail, EN 60715
Mounting position	vertical
Operating / Storage temperature	-40 to +185 °F (-40 to +85 °C)
Operating / Storage humidity	max. 90 % RH (non-condensing)
Dimensions	2.54 x 1.65 x 1.5" (64.5 x 42 x 38 mm)
Weight	approx. 2 oz. (60 g)
Protection type	IP20

¹ When connecting with stranded wires, wire end ferrules must be used.



- Enclosure heater
- Filter fan, cooling equipment, signal device



Wiring examples

Part No.	Operating voltage	Setting range	Approvals		
01131.0-00	AC 230 V, 50/60 Hz	-20 to +60 °C	VDE	UL File No. E164102	EAC
01131.9-00	AC 120 V, 50/60 Hz	-4 to +140 °F	VDE	UL File No. E164102	EAC