



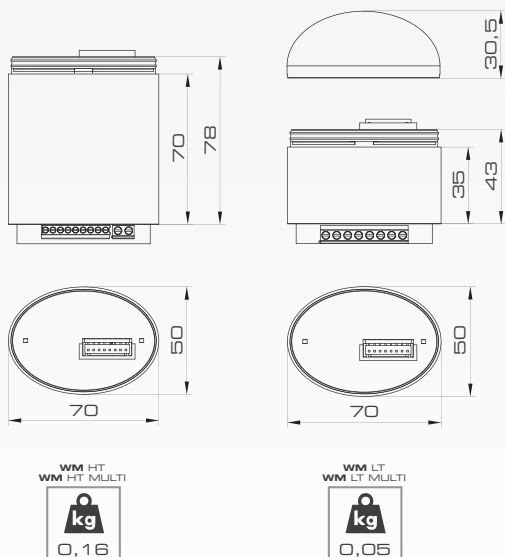
WM HT

WM LT



WM MULTI

DRAWINGS, DIMENSIONS AND WEIGHTS



ELYPS WM | PART NO

		Grey	Black	White
ELYPS WM LT	12/24V ACDC	32317	32318	32319
ELYPS WM HT	120/240V AC	32320	32321	32322
ELYPS WM LT MULTI	12/24V ACDC	32323	32324	32325
ELYPS WM HT MULTI	120/240V AC	32326	32327	32328

ELYPS WM WIRING MODULE

ELYPS WM

Wiring module for the ELYPS stacklight range. With 7 electrical contacts, it allows assembly of maximum 7 modules: 6 light modules + 1 acoustic module (1 channel) or 5 light modules + 1 acoustic module (2 channels).

ELYPS WM MULTI

With the same main characteristics of the WM module, WM MULTI allows the possibility of generating a flashing sequence in any of the installed modules via the activation of a dedicated BLINK channel.

Enriched by 4 light effects: single flash, double flash, triple flash and stroboscopic.

The BLINK channel can be triggered independently for each module, allowing the change from steady to flashing light also during the normal operations of the stacklight. The BLINK channel activation can be done directly as well as via PLC.

A top cap for closure of the stacklight when an acoustic module is not installed, is provided with each WM module.

KEY CHARACTERISTICS

LIGHT EFFECTS

WM LT MULTI and HT MULTI:
1x FLASH | 2x FLASH | 3x FLASH | 5x FLASH
Selectable via dip-switch

VOLTAGES

WM LT and WM LT MULTI: 12/24V ACDC
WM HT and WM HT MULTI: 120/240V AC

PROTECTION GRADE

IP65, suitable for outdoor applications

OPERATING TEMPERATURE

-30/+50 C°

MECHANICAL FEATURES

Self extinguishing PC body with high impact resistance, suitable for outdoor use thanks to the IP65 protection grade

CERTIFICATIONS

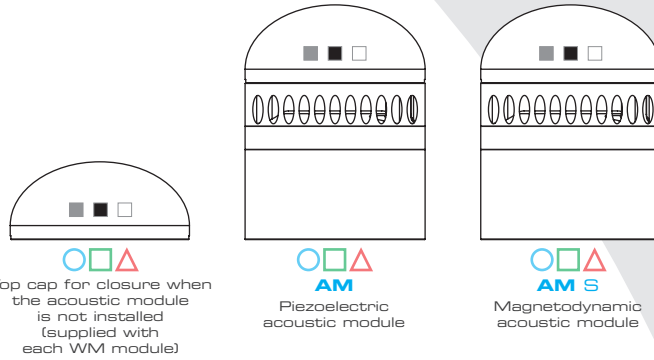


ELYPS

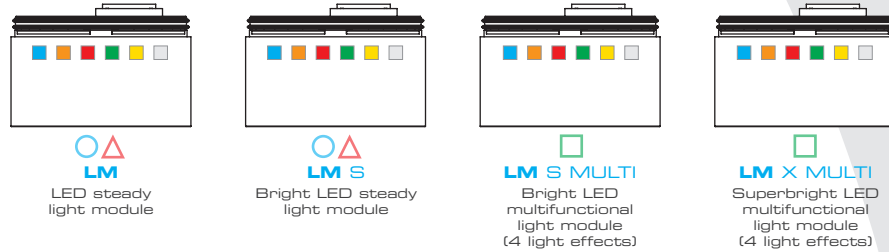
everybody loves beauty

PHILOSOPHIES

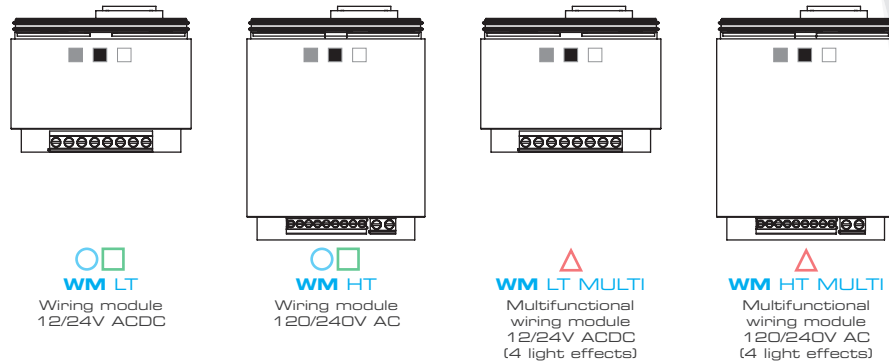
AM ACOUSTIC MODULE



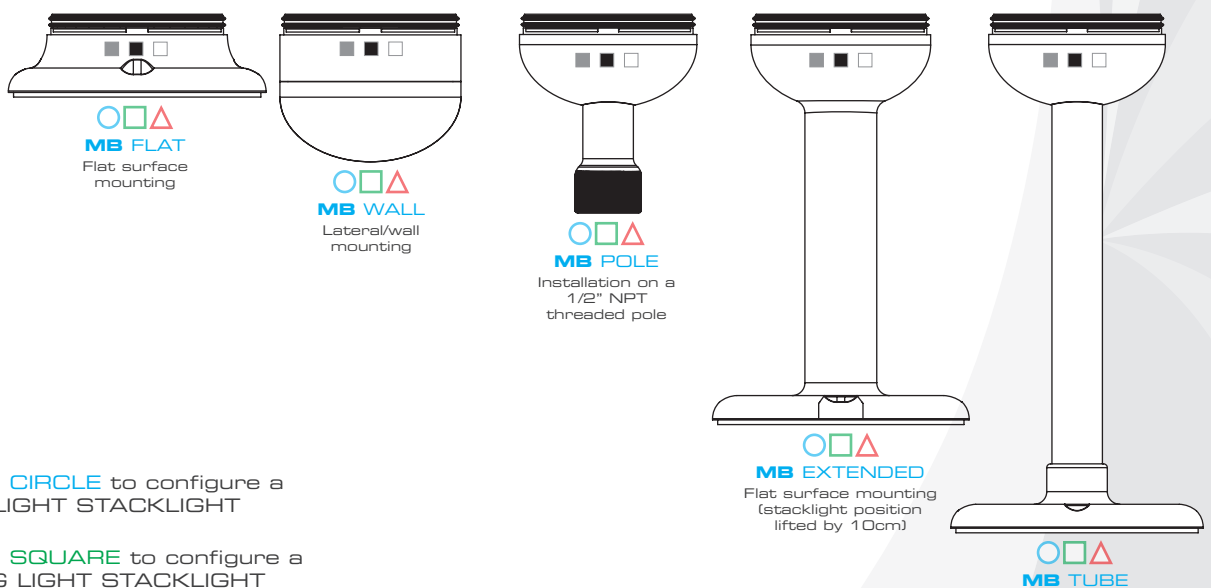
LM LIGHT MODULE






WM WIRING MODULE



MB MOUNTING BASE



-  Follow the **CIRCLE** to configure a **STEADY LIGHT STACKLIGHT**
-  Follow the **SQUARE** to configure a **FLASHING LIGHT STACKLIGHT**
-  Follow the **TRIANGLE** to configure a **STACKLIGHT WITH FLASHING CONTROLS IN THE BASE**