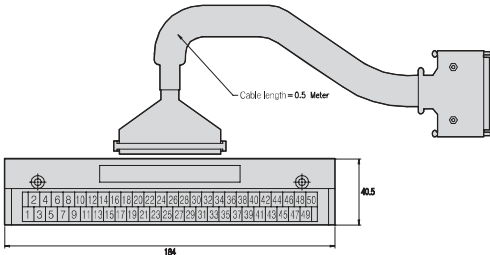
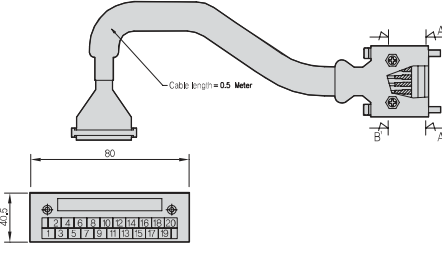
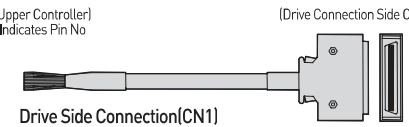
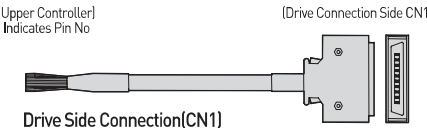


## Signal Cable

Type	Product Type	Model Name <sup>(Note1)</sup>	Applicable Drive <sup>(Note2)</sup>	Specifications
T/B	CN1 T/B	APC-VSCN1T-□□	L7S□□□□B L7PA□□□□U L7CA□□□□U	 <ul style="list-style-type: none"> <li>• Extended CN1 T/B for VS/L7S</li> <li>• Available Cable Length : 0.5[m], 1[m], 1.5[m], 2[m], 3[m]</li> </ul>
	CN1 T/B	APCS-L7NCN1T-□□	L7NH□□□□U	 <ul style="list-style-type: none"> <li>• Extended CN1 T/B for L7N</li> <li>• Available Cable Length : 0.5[m], 1[m], 1.5[m], 2[m]</li> </ul>
For Signal	CN1 Cable	APC-CN1-□□A	L7S Series L7P Series L7CA □□□□U	 <p>(Upper Controller) Indicates Pin No</p> <p>(Drive Connection Side CN1)</p> <p><b>Drive Side Connection(CN1)</b></p> <ul style="list-style-type: none"> <li>• Case Spec. : 10320-52A0-008(3M)</li> <li>• Connector Spec. : 10150-3000VE(3M)</li> <li>• Cable Spec. : 20276-SB 25P(AWG28)</li> </ul>
For Signal	CN1 Cable	APCS-CN1-□□A	L7NH Series	 <p>(Upper Controller) Indicates Pin No</p> <p>(Drive Connection Side CN1)</p> <p><b>Drive Side Connection(CN1)</b></p> <ul style="list-style-type: none"> <li>• Case Spec. : 10320-52A0-008(3M)</li> <li>• Connector Spec. : 10120-3000VE(3M)</li> <li>• Cable Spec. : ROW-SB0.1C×20C(AWG28)</li> </ul>

Note1) □ □ □ of Model Name indicates the kind and length of cable. And the declaration is as below.

Cable Length(m)	3	5	10	20
General Cable(N)	N03	N05	N10	N20
Robotic Cable(F)	F03	F05	F10	F20

Cable Length(m)	0.5	1	1.5	2	3
Declaration	None	01	015	02	03

Cable Length(m)	0.5	1	1.5	2
Declaration	None	01	015	02

Note2) □ □ □ of model name indicates the capacity of drive. And the declaration is as page 16/ 28/ 40/ 50 / 56.