

# PR ONE cam switches

 Dimensions (p. 7)

## ► SELECTOR SWITCHES

2 to 5-way switches, each pole being respectively from 2 to 5 paths for the current, the starting position is at 0

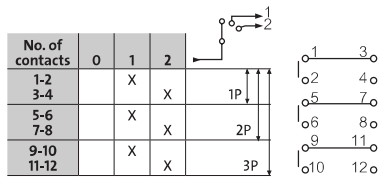
### 2-WAY SWITCHES WITH OFF

2-screw panel mount - Interval : 30 mm

Cat.No.



227630



**16 A**  
1P-2 contacts  
2P-4 contacts  
3P-6 contacts



**227618**  
**227619**  
**227620**

**25 A**  
1P-2 contacts  
2P-4 contacts  
3P-6 contacts



**227624**  
**227625**  
**227626**

**32 A**  
1P-2 contacts  
2P-4 contacts  
3P-6 contacts



**227630**  
**227631**  
**227632**

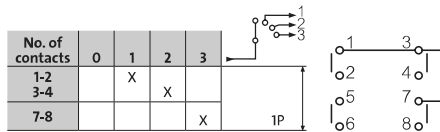
### 3-WAY SWITCHES WITH OFF

2-screw panel mount - Interval : 30 mm

Cat.No.



227621



**16 A**  
1P-3 contacts



**227621**

**25 A**  
1P-3 contacts

**227627**

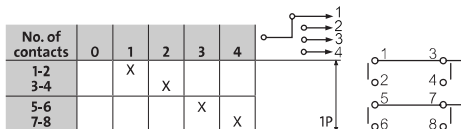
### 4-WAY SWITCH WITH OFF

2-screw panel mount - Interval : 30 mm

Cat.No.



227622



**16 A**  
1P-4 contacts



**227622**