

VSPC 2SL 24VDC EX

Weidmüller Interface GmbH & Co. KG

Klingenbergstraße 26

D-32758 Detmold

Germany

www.weidmueller.com



Binary signal (SL – Symmetrical Load) protection includes the following signals:

- Switching signals with and without a common reference potential e.g. 5 V – 24V – 60 V
- Two-conductor systems usually involve a common reference potential of binary sensors, actuators and indicators such as limit switches, buttons, position sensors, photoelectric barriers, contactors, solenoid valves, indicator lamps, etc.
- Pluggable arrester, for interruption-free and impedance-neutral plug-in and pull-out
- Can be tested with the V-TEST testing device
- Version with floating-earth PE connection used to avoid interference currents resulting from differences in potential
- For use in compliance with the IEC 62305 and IEC 61643-22 installation standards (D1, C1, C2 and C3)
- Integrated PE foot safely discharges up to 20 kA (8/20 µs) and 2.5 kA (10/350 µs) to the PE
- Colour coding of the voltage levels for fast identification on the panel
- Safety function through coding elements for different voltage levels

General ordering data

Version	Surge protection for instrumentation and control, without warning function / function indicator, U _p (L/N-PE) 250 V
Order No.	8953670000
Type	VSPC 2SL 24VDC EX
GTIN (EAN)	4032248745821
Qty.	1 pc(s).

VSPC 2SL 24VDC EX**Weidmüller Interface GmbH & Co. KG**

Klingenbergstraße 26

D-32758 Detmold

Germany

www.weidmueller.com

Technical data**Dimensions and weights**

Depth	69 mm	Depth (inches)	2.717 inch
Height	90 mm	Height (inches)	3.543 inch
Width	17.8 mm	Width (inches)	0.701 inch
Net weight	47 g		

Temperatures

Storage temperature	-40 °C...80 °C	Operating temperature	-40 °C...70 °C
Humidity	5...96 %		

Probability of failure

SIL PAPER	SIL PAPER	SIL in compliance with IEC 61508	2
MTTF	2,665 Years	SFF	79.3 %
λges	43	PFH in 1*10 ⁻⁹ per hour	8.9

Environmental Product Compliance

REACH SVHC	Lead 7439-92-1
------------	----------------

Protection Ex - Data

ATEX - dust labelling	II 1 D Ex ia IIIC T135 °C ... T85 °C Da	ATEX - gas labelling	II 1 G Ex ia IIC T4... T6 Ga
Certificate No. (ATEX)	KEMA10ATEX0148X	IECEx - dust labelling	II 1 D Ex ia IIIC T135 °C ... T85 °C Da
IECEx - gas labelling	II 1 G Ex ia IIC T4... T6 Ga	Input power, max. P _i	3 W
Input voltage, max. U _i	26 V	Internal capacity, max. C _i	< 4 nF
Internal inductance, max. L _i	0 μH	Temperature class T4/135°C (-40°C ... +85°C) li	350 mA
Temperature class T5/100°C (-40 °C ... +75°C) li	250 mA	Temperature class T6/85 °C (-40 °C ... +60°C) li	250 mA

CSA protection data

Gas group C	IIB	Gas group D	IIA
Gas groups A, B	IIC	Input voltage, max. U _i	26 V
Internal capacity, max. C _i	4 nF	Internal inductance, max. L _i	0 μH

General data

Colour	Light Blue	Design	Terminal, miscellaneous
Optical function display	No	Protection degree	IP20
Segment	Measurement - Monitoring - Setting	UL 94 flammability rating	V-0
Version	without warning function / function indicator	protected binary signals	2

Insulation coordination acc. to EN 50178

Pollution severity	2	Surge voltage category	III
--------------------	---	------------------------	-----

VSPC 2SL 24VDC EX

Weidmüller Interface GmbH & Co. KG

Klingenbergstraße 26

D-32758 Detmold

Germany

www.weidmueller.com

Technical data

Rated data IEC / EN

Dielectric strength at FG against PE	≥ 500 V	Discharge current I_{\max} (8/20 μ s) GND-PE	10 kA
Discharge current I_{\max} (8/20 μ s) wire-PE	10 kA	Discharge current I_{\max} (8/20 μ s) wire-wire	10 kA
Discharge current I_n (8/20 μ s) GND-PE	2.5 kA	Discharge current I_n (8/20 μ s) wire-PE	2.5 kA
Discharge current I_n (8/20 μ s) wire-wire	2.5 kA	Input voltage, max. U_i	26 V
Lightning test current, I_{imp} (10/350 μ s) GND-PE	2.5 kA	Lightning test current, I_{imp} (10/350 μ s) Wire-PE	2.5 kA
Lightning test current, I_{imp} (10/350 μ s) wire-wire	2.5 kA	Max. continuous voltage, U_c (DC)	28 V
Number of poles	1	Overload - failure mode	Modus 2
Protection level U_p (typ.)	250 V	Protection level on output side Wire-PE 1kV/ μ s, typically	40 V
Protection level on output side Wire-wire 1 kV/ μ s, typically	40 V	Protection level on output side Wire-wire 8/20 μ s, typically	75 V
Protection level, U_p GND - PE	450 V	Protection level, U_p wire - PE	40 V
Pulse-reset capacity	≤ 30 ms	Rated current I_N	250 mA
Rated voltage (DC)	24 V	Requirements category acc. to IEC 61643-21	C1, C2, C3, D1
Signal transmission properties (-3 dB)	2.7 MHz	Signalling contact	No
Standards	IEC 61643-21, IEC 62305, DIN EN 60079-0:2009, DIN EN 60079-11:2007, DIN EN 60079-26:2007, DIN EN 61241-11:2006	Surge current-carrying capacity C1	< 1 kA 8/20 μ s
Surge current-carrying capacity C2	5 kA 8/20 μ s	Surge current-carrying capacity C3	100 A 10/1000 μ s
Surge current-carrying capacity D1	2.5 kA 10/350 μ s	Voltage type	DC
Volume resistance	4.7 Ω		

Further details of approvals

GOST certificate GOST-Zertifikat

Connection data

Type of connection Pluggable in VSPC BASE

Ratings IECEx/ATEX/cUL

ATEX - dust labelling	II 1 D Ex ia IIIC T135 °C ... T85 °C Da	ATEX - gas labelling	II 1 G Ex ia IIC T4... T6 Ga
ATEX certificate	ATEX Certificate	Certificate No. (ATEX)	KEMA10ATEX0148X
IEC Ex certificate	IECEX Zertifikat	IECEX - dust labelling	II 1 D Ex ia IIIC T135 °C ... T85 °C Da
IECEX - gas labelling	II 1 G Ex ia IIC T4... T6 Ga	cUL certificate	cUL Certificate

Classifications

ETIM 6.0	EC000943	ETIM 7.0	EC000943
ETIM 8.0	EC000943	ECLASS 9.0	27-13-08-07
ECLASS 9.1	27-13-08-07	ECLASS 10.0	27-13-08-07
ECLASS 11.0	27-13-08-07	ECLASS 12.0	27-17-90-90

Creation date May 27, 2022 8:10:35 AM CEST

Catalogue status 20.05.2022 / We reserve the right to make technical changes.

3

VSPC 2SL 24VDC EX**Weidmüller Interface GmbH & Co. KG**

Klingenbergstraße 26

D-32758 Detmold

Germany

www.weidmueller.com

Technical data**Tender specification sheets**

Long specification		Short specification
	<p>Surge protection plug for use in connection with the base element VSPC BASE 2SL FG for two wires with a common ground. Two-stage protection circuit in the plug consisting of coarse protection, decoupling resistors and fine protection between the signal wires and the signal ground/ground/earth. Suitable for intrinsically safe powered signal cables EX ia. Version: mechanical identification of the plug to the base element according to the switching type and rated voltage. Protected plug with coding pin and counter-profile for the base element. Optical identification of the protected plug based on the type of protected switching and the voltage level. It is possible to mark the plug.</p>	<p>Surge protection plugs for base element VSPC BASE 2SL FG, coarse and fine common mode voltage protection for two wires with a common signal ground for intrinsically safe signal cables EX ia. Version: 24 V AC</p>

Important note

Product information	Mode 2: State where the voltage-limiting part of the SPD was short-circuited due to a very low impedance within the SPD. The line is inoperable, but the measuring equipment is still protected by means of a short-circuit.
---------------------	--

Approvals

Approvals



ROHS Conform

Downloads

Approval/Certificate/Document of Conformity	SIL Paper KEMA 10 ATEX 0148X EU_Konformitätserklärung / EU_Declaration_of_Conformity
Engineering Data	CAD data – STEP
Engineering Data	EPLAN, WSCAD
User Documentation	Beipackzettel / Instruction sheet
Catalogues	Catalogues in PDF-format
Brochures	

Creation date May 27, 2022 8:10:35 AM CEST

Catalogue status 20.05.2022 / We reserve the right to make technical changes.

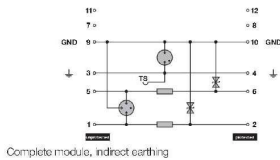
VSPC 2SL 24VDC EX

Weidmüller Interface GmbH & Co. KG
 Klingenbergstraße 26
 D-32758 Detmold
 Germany

www.weidmueller.com

Drawings

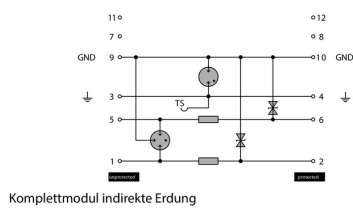
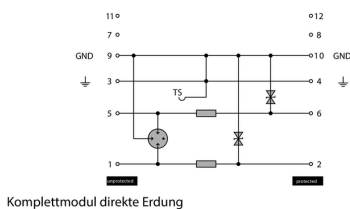
Electric symbol



Circuit diagram

Cate- gory	Testing pulse	Surge voltage	Surge current	Pulse Type
C1	Quick-rising edge	0.5 - 2 kV with 1.2/50 µs	0.25 - 1 kA mit 8/20 µs	300 Surge voltage arrester
C2	Quick-rising edge	2 - 10 kV with 1.2/50 µs	1 - 5 kA mit 8/20 µs	10 Surge voltage arrester
C3	Quick-rising edge	≥ 1 kV with 1 kV/µs	10 - 100 A mit 10/10000 µs	300 Surge voltage arrester
D1	High power	≥ 1 kV	0.5 - 2.5 kA mit 10/350 µs	2 Arrester for lightning current and surge voltages

Discharge capacity



Komplettmodul