



## Cabinet cooling unit KG 8540-230V



### Product Features

<b>Brand Name:</b>	SlimLine Pro	
<b>Order Number:</b>	854000001	
<b>Color:</b>	RAL 7035	
<b>Housing Material:</b>	Mild steel, powder coated	
<b>Ingress protection:</b>	IP 56 / Type 12, 3, 3R, 4	
<b>Note:</b>	pat. D815,265	
<b>Approvals:</b>	CE, RoHS	
<b>Accessories:</b>	Aluminum filter	
	Cold air outlet duct	
<b>Taric Code:</b>	84158200	

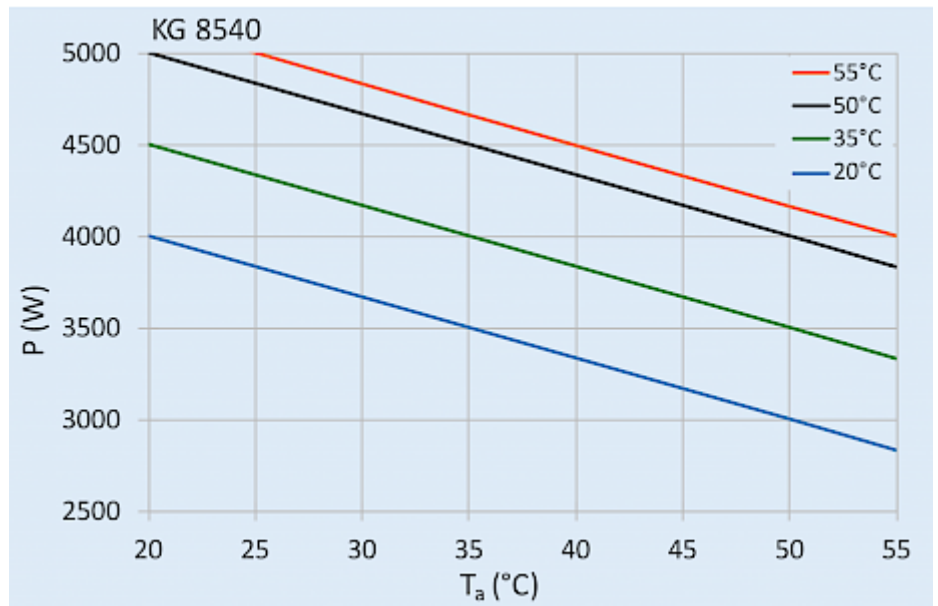
## Technical data KG 8540-230V

<b>Cooling capacity L35L35:</b>	4.0 kW @ 50 Hz 4.2 kW @ 60 Hz
<b>Cooling capacity L35L50:</b>	3.5 kW @ 50 Hz 3.9 kW @ 60 Hz
<b>EER L35L35:</b>	2.3
<b>Compressor:</b>	Rotary Piston
<b>Refrigerant / GWP:</b>	R134a / 1430
<b>Refrigerant charge:</b>	570 g / 20.1 oz.
<b>High / low pressure:</b>	32 / 6 bar 464 / 87 psi
<b>Temperature range:</b>	+10°C - +60°C
<b>Air volume flow (system / unimpeded):</b>	Ambient: 000 / 1400 m <sup>3</sup> /h Enclosure: 750 / 1200 m <sup>3</sup> /h
<b>Mounting:</b>	External / recessed
<b>Dimension H x W x D:</b>	1550 x 455 x 270 mm
<b>Weight:</b>	62 kg
<b>Voltage / Frequency:</b>	230 V 50/60 Hz
<b>Current L35L35:</b>	8.5 A @ 50 Hz 11 A @ 60 Hz
<b>Starting current:</b>	50 A
<b>Max. current:</b>	14.8 A
<b>Nominal power L35L35:</b>	1.9 kW @ 50 Hz 2.3 kW @ 60 Hz
<b>Max. power:</b>	3.4 kW
<b>Fuse:</b>	25 A (T)
<b>Connection:</b>	5 pole terminal for signals 4 pole terminal for power

Please click on the graphics to download.  
More CAD drawings can be found under [Product Download](#).

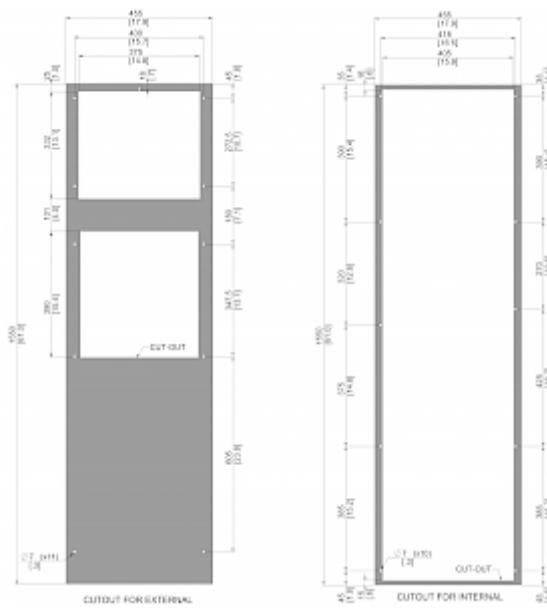
> [Overview product group Cabinet cooling units - SlimLine Pro](#)

**Performance Graph:**




[click image to enlarge](#)

**Cut out dimensions:**



[click image to enlarge](#)

**Product Accessories:**



[click image to enlarge](#)