



Figure similar

Enclosure for command devices, 22 mm, round, Enclosure material plastic, Enclosure top part yellow, 1 control point plastic, Control point in center, A=EMERGENCY STOP mushroom pushbutton red, 40 mm, rotate-to-unlatch, 1 NC, 1NO, screw terminal, floor mounting, 1xM20 each on top and bottom

<b>product brand name</b>	SIRIUS ACT
<b>product designation</b>	Enclosures
<b>product type designation</b>	3SU1
<b>equipment of commanding and signaling device</b>	A = EMERGENCY STOP mushroom pushbutton, 40 mm, with positive latching acc. to ISO 13850 and rotate-to-unlatch mechanism
<b>manufacturer's article number</b>	<ul style="list-style-type: none"> <li>• of supplied contact module</li> <li>• of supplied contact module at the command point A 1</li> <li>• of supplied contact module at the command point A 2</li> <li>• of supplied LED module</li> <li>• of the supplied holder</li> <li>• of the supplied holder at the command point A</li> <li>• of the supplied actuator</li> <li>• of the supplied actuator at the command point A</li> <li>• of supplied empty enclosure</li> </ul>
	<p>A1 = 3SU1400-2AA10-1CA0  <a href="#">3SU1400-2AA10-1CA0</a>  <a href="#">3SU1400-2AA10-1BA0</a></p> <p>A1 = 3SU1400-2AA10-1BA0  A = 3SU1500-0AA10-0AA0  <a href="#">3SU1500-0AA10-0AA0</a></p> <p>A = 3SU1000-1HB20-0AA0  <a href="#">3SU1000-1HB20-0AA0</a>  <a href="#">3SU1801-0AA00-0AA2</a></p>
<b>Enclosure</b>	
<b>design of the housing</b>	Command point in center
<b>shape of the enclosure front</b>	Square
<b>material of the enclosure</b>	plastic
<b>number of command points</b>	1
<b>product component</b>	
<ul style="list-style-type: none"> <li>• EMERGENCY STOP device</li> <li>• protective collar</li> </ul>	<p>Yes</p> <p>No</p>
color of the enclosure top part	yellow
<b>delivery state</b>	
<ul style="list-style-type: none"> <li>• as a kit</li> <li>• pre-wired on strip terminal</li> </ul>	<p>No</p> <p>No</p>
<b>fastening method of the enclosure</b>	Vertical
<b>Actuator</b>	
<b>design of the actuating element</b>	EMERGENCY STOP mushroom pushbutton
suitability for use EMERGENCY OFF switch	Yes
product feature lockout	No
product extension optional light source	No
color of the actuating element	red
<b>material of the actuating element</b>	plastic
<b>shape of the actuating element</b>	round
<b>number of contact modules</b>	2
<b>type of unlocking device</b>	A = rotate-to-unlatch mechanism
<b>Front ring</b>	

<b>product component front ring</b>	No
<b>design of the front ring</b>	Standard
<b>Holder</b>	
<b>material of the holder</b>	Plastic
<b>Display</b>	
<b>number of LED modules</b>	0
<b>General technical data</b>	
<b>product function</b>	
• positive opening	Yes
• EMERGENCY OFF function	Yes
• EMERGENCY STOP function	Yes
<b>protection class IP</b>	IP66, IP67, IP69(IP69K)
<b>degree of protection NEMA rating</b>	1, 2, 3, 3R, 4, 4X, 12K, 13
<b>shock resistance</b>	
• according to IEC 60068-2-27	sinusoidal half-wave 15g / 11 ms
• for railway applications according to EN 61373	Category 1, Class B
<b>vibration resistance</b>	
• according to IEC 60068-2-6	10 ... 500 Hz: 5g
• for railway applications according to EN 61373	Category 1, Class B
<b>reference code according to IEC 81346-2</b>	S
<b>continuous current of the C characteristic MCB</b>	10 A; for a short-circuit current smaller than 400 A
<b>continuous current of the quick DIAZED fuse link</b>	10 A
<b>continuous current of the DIAZED fuse link gG</b>	10 A
<b>Substance Prohibition (Date)</b>	10/01/2014
<b>operating voltage</b>	
• at AC	
— at 50 Hz rated value	5 ... 500 V
— at 60 Hz rated value	5 ... 500 V
• at DC rated value	5 ... 500 V
<b>Communication/ Protocol</b>	
design of the interface for communication	without
<b>Auxiliary circuit</b>	
<b>design of the contact of auxiliary contacts</b>	Silver alloy
<b>number of NC contacts for auxiliary contacts</b>	1
<b>number of NO contacts for auxiliary contacts</b>	1
<b>Connections/ Terminals</b>	
type of electrical connection of modules and accessories	Screw-type terminal
<b>type of electrical connection on enclosure</b>	Cable routing above and below, both 1 x M20
<b>tightening torque of the screws in the bracket</b>	1 ... 1.2 N·m
<b>tightening torque of fixing screws in the enclosure cover</b>	1.5 ... 1.7 N·m
tightening torque with screw-type terminals	0.8 ... 0.9 N·m
<b>Ambient conditions</b>	
<b>ambient temperature</b>	
• during operation	-25 ... +70 °C
• during storage	-40 ... +80 °C
environmental category during operation according to IEC 60721	3M6, 3S2, 3B2, 3C3, 3K6 (with relative air humidity of 10 ... 95%, no condensation in operation permitted for all devices behind front panel)
<b>Environmental footprint</b>	
Environmental Product Declaration (EPD)	Yes
Global Warming Potential [CO2 eq] total	0.787 kg
Global Warming Potential [CO2 eq] during manufacturing	0.566 kg
Global Warming Potential [CO2 eq] during operation	0.235 kg
global warming potential [CO2 eq] after end of life	-0.015 kg
<b>Installation/ mounting/ dimensions</b>	
fastening method of modules and accessories	Floor mounting
<b>height</b>	85 mm
<b>width</b>	85 mm
<b>depth</b>	109 mm
<b>shape of the installation opening</b>	round
<b>Accessories</b>	

number of labels	0
number of inscription plates	0

### Approvals Certificates

General Product Approval	Declaration of Conformity
--------------------------	---------------------------



[Confirmation](#)



Declaration of Conformity	Test Certificates	Marine / Shipping
---------------------------	-------------------	-------------------



[Type Test Certificates/Test Report](#)



other	Environment
-------	-------------

[Confirmation](#)

[Environmental Confirmations](#)

### Further information

Siemens has decided to exit the Russian market (see here).

<https://press.siemens.com/global/en/pressrelease/siemens-wind-down-russian-business>

Siemens is working on the renewal of the current EAC certificates.

Please contact your local Siemens office on the status of validity of the EAC certification if you intend to import or offer to supply these products to an EAC relevant market (other than the sanctioned EAEU member states Russia or Belarus).

Information on the packaging

<https://support.industry.siemens.com/cs/ww/en/view/109813875>

Information- and Downloadcenter (Catalogs, Brochures,...)

<https://www.siemens.com/ic10>

Industry Mall (Online ordering system)

<https://mall.industry.siemens.com/mall/en/en/Catalog/product?mlfb=3SU1801-0NP00-2AA2>

Cax online generator

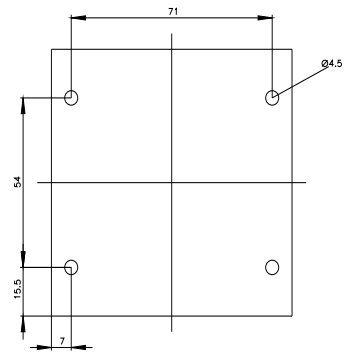
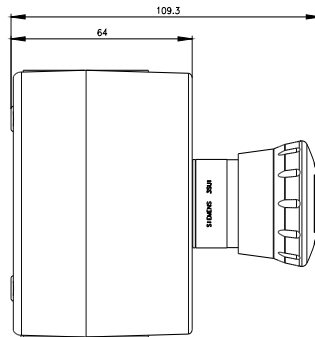
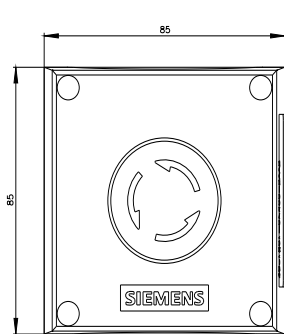
<http://support.automation.siemens.com/WW/CAXorder/default.aspx?lang=en&mlfb=3SU1801-0NP00-2AA2>

Service&Support (Manuals, Certificates, Characteristics, FAQs,...)

<https://support.industry.siemens.com/cs/ww/en/ps/3SU1801-0NP00-2AA2>

Image database (product images, 2D dimension drawings, 3D models, device circuit diagrams, EPLAN macros, ...)

[http://www.automation.siemens.com/bilddb/cax\\_de.aspx?mlfb=3SU1801-0NP00-2AA2&lang=en](http://www.automation.siemens.com/bilddb/cax_de.aspx?mlfb=3SU1801-0NP00-2AA2&lang=en)



---

last modified:

11/7/2023 