








holder, universal, 3-way, plastic/metal, 1 NC, 1 NC, screw terminal

product brand name	SIRIUS ACT
product designation	Holders
design of the product	holder, universal for plastic/metal
product type designation	3SU1
manufacturer's article number	
<ul style="list-style-type: none"> • of supplied contact module • of supplied contact module at position 1 • of supplied contact module at position 2 • of the supplied holder 	3SU1400-1AA10-1CA0, 3SU1400-1AA10-1CA0 3SU1400-1AA10-1CA0 3SU1400-1AA10-1CA0 3SU1550-0AA10-0AA0
Actuator	
design of the actuating element	3-way with module
number of contact modules	2
Holder	
material of the holder	Plastic
Display	
number of LED modules	0
General technical data	
product function positive opening	Yes
product component	
<ul style="list-style-type: none"> • diode • lamp transformer • light source • series resistor 	No No No No
insulation voltage rated value	500 V
degree of pollution	3
surge voltage resistance rated value	6 kV
protection class IP of the terminal	IP20
shock resistance	
<ul style="list-style-type: none"> • according to IEC 60068-2-27 • for railway applications according to EN 61373 	sinusoidal half-wave 15g / 11 ms Category 1, Class B
vibration resistance	
<ul style="list-style-type: none"> • according to IEC 60068-2-6 • for railway applications according to EN 61373 	10 ... 500 Hz: 5g Category 1, Class B
operating frequency maximum	3 600 1/h
mechanical service life (operating cycles) typical	10 000 000
thermal current	10 A
reference code according to IEC 81346-2	U
continuous current of the C characteristic MCB	10 A; for a short-circuit current smaller than 400 A
continuous current of the quick DIAZED fuse link	10 A
continuous current of the DIAZED fuse link gG	10 A

Substance Prohibitance (Date)	10/01/2014
operating voltage	
• at AC	
— at 50 Hz rated value	5 ... 500 V
— at 60 Hz rated value	5 ... 500 V
• at DC rated value	5 ... 500 V
Power Electronics	
contact reliability	One maloperation per 100 million (17 V, 5 mA), one maloperation per 10 million (5 V, 1 mA)
Auxiliary circuit	
design of the contact of auxiliary contacts	Silver alloy
number of NC contacts for auxiliary contacts	2
number of NO contacts for auxiliary contacts	0
operational current at AC-15 at 230 V rated value	6 A
Connections/ Terminals	
type of electrical connection	
• of modules and accessories	Screw-type terminal
type of connectable conductor cross-sections	
• solid with core end processing	2x (0.5 ... 0.75 mm ²)
• solid without core end processing	2x (1.0 ... 1.5 mm ²)
• finely stranded with core end processing	2x (0.5 ... 1.5 mm ²)
• finely stranded without core end processing	2x (1,0 ... 1,5 mm ²)
• for AWG cables	2x (18 ... 14)
tightening torque of the screws in the bracket	1 ... 1.2 N·m
tightening torque	
• with screw-type terminals	0.8 ... 0.9 N·m
• for grounding	0.8 ... 1 N·m
Ambient conditions	
ambient temperature	
• during operation	-25 ... +70 °C
• during storage	-40 ... +80 °C
environmental category during operation according to IEC 60721	3M6, 3S2, 3B2, 3C3, 3K6 (with relative air humidity of 10 ... 95%, no condensation in operation permitted)
Environmental footprint	
Environmental Product Declaration (EPD)	Yes
Global Warming Potential [CO₂ eq] total	0.593 kg
Global Warming Potential [CO₂ eq] during manufacturing	0.625 kg
Global Warming Potential [CO₂ eq] during operation	0.235 kg
global warming potential [CO₂ eq] after end of life	-0.267 kg
Installation/ mounting/ dimensions	
fastening method	front plate mounting
• of modules and accessories	Front plate mounting
height	40 mm
width	30 mm
shape of the installation opening	round
installation width	30 mm
installation depth	49.8 mm
thickness of the front plate usable	1 ... 6 mm
Approvals Certificates	
General Product Approval	Declaration of Conformity
 	Confirmation   
Declaration of Conformity	Test Certificates
	Marine / Shipping



[Special Test Certificate](#)

[Type Test Certificates/Test Report](#)



Marine / Shipping other Environment



[Confirmation](#)

[Environmental Confirmations](#)

Further information

Siemens has decided to exit the Russian market (see here).

<https://press.siemens.com/global/en/pressrelease/siemens-wind-down-russian-business>

Siemens is working on the renewal of the current EAC certificates.

Please contact your local Siemens office on the status of validity of the EAC certification if you intend to import or offer to supply these products to an EAC relevant market (other than the sanctioned EAEU member states Russia or Belarus).

Information on the packaging

<https://support.industry.siemens.com/cs/ww/en/view/109813875>

Information- and Downloadcenter (Catalogs, Brochures,...)

<https://www.siemens.com/ic10>

Industry Mall (Online ordering system)

<https://mall.industry.siemens.com/mall/en/en/Catalog/product?mlfb=3SU1550-1AA10-1PA0>

Cax online generator

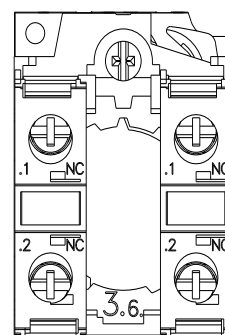
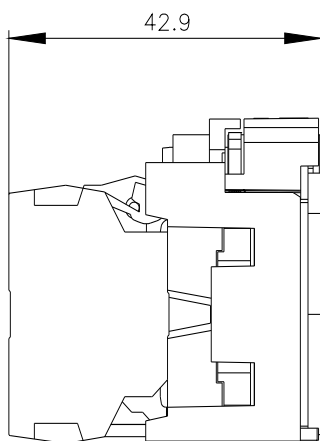
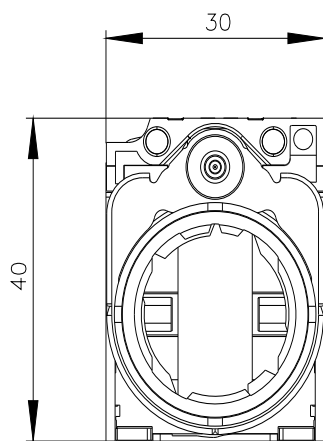
<http://support.automation.siemens.com/WW/CAXorder/default.aspx?lang=en&mlfb=3SU1550-1AA10-1PA0>

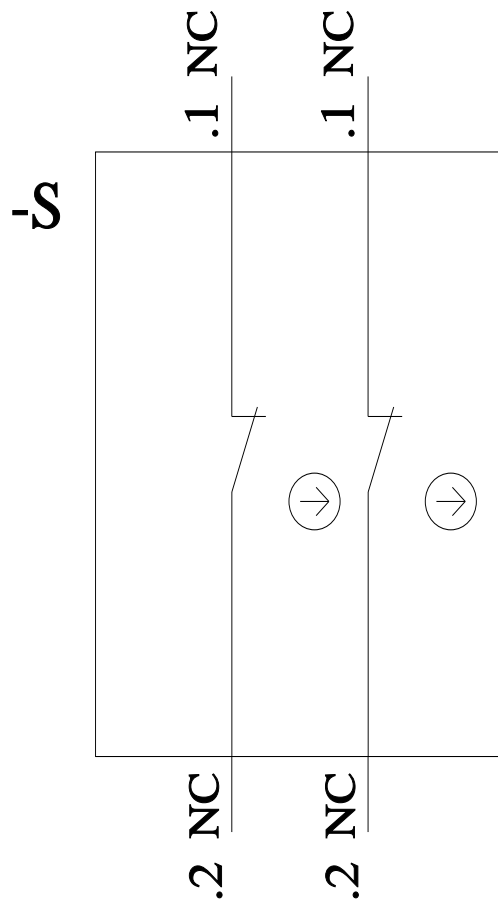
Service&Support (Manuals, Certificates, Characteristics, FAQs,...)

<https://support.industry.siemens.com/cs/ww/en/ps/3SU1550-1AA10-1PA0>

Image database (product images, 2D dimension drawings, 3D models, device circuit diagrams, EPLAN macros, ...)

http://www.automation.siemens.com/bilddb/cax_de.aspx?mlfb=3SU1550-1AA10-1PA0&lang=en





last modified:

11/8/2023 ↻