






holder, 3-way, plastic, 1 NO, 1 NO, screw terminal

<b>product brand name</b>	SIRIUS ACT
<b>product designation</b>	Holders
<b>design of the product</b>	holder for plastic
<b>product type designation</b>	3SU1
<b>manufacturer's article number</b>	
<ul style="list-style-type: none"> <li>• of supplied contact module</li> <li>• of supplied contact module at position 1</li> <li>• of supplied contact module at position 2</li> <li>• of the supplied holder</li> </ul>	3SU1400-1AA10-1BA0, 3SU1400-1AA10-1BA0 <a href="#">3SU1400-1AA10-1BA0</a> <a href="#">3SU1400-1AA10-1BA0</a> <a href="#">3SU1500-0AA10-0AA0</a>
<b>Actuator</b>	
<b>design of the actuating element</b>	3-way with module
<b>number of contact modules</b>	2
<b>Holder</b>	
<b>material of the holder</b>	Plastic
<b>Display</b>	
<b>number of LED modules</b>	0
<b>General technical data</b>	
<b>product function positive opening</b>	No
<b>product component</b>	
<ul style="list-style-type: none"> <li>• diode</li> <li>• lamp transformer</li> <li>• light source</li> <li>• series resistor</li> </ul>	No No No No
<b>insulation voltage rated value</b>	500 V
<b>degree of pollution</b>	3
<b>surge voltage resistance rated value</b>	6 kV
<b>protection class IP of the terminal</b>	IP20
<b>shock resistance</b>	
<ul style="list-style-type: none"> <li>• according to IEC 60068-2-27</li> <li>• for railway applications according to EN 61373</li> </ul>	sinusoidal half-wave 15g / 11 ms Category 1, Class B
<b>vibration resistance</b>	
<ul style="list-style-type: none"> <li>• according to IEC 60068-2-6</li> <li>• for railway applications according to EN 61373</li> </ul>	10 ... 500 Hz: 5g Category 1, Class B
<b>operating frequency maximum</b>	3 600 1/h
<b>mechanical service life (operating cycles) typical</b>	10 000 000
<b>thermal current</b>	10 A
<b>reference code according to IEC 81346-2</b>	U
<b>continuous current of the C characteristic MCB</b>	10 A; for a short-circuit current smaller than 400 A
<b>continuous current of the quick DIAZED fuse link</b>	10 A
<b>continuous current of the DIAZED fuse link gG</b>	10 A

<b>Substance Prohibitance (Date)</b>	10/01/2014	
<b>operating voltage</b>		
• at AC		
— at 50 Hz rated value	5 ... 500 V	
— at 60 Hz rated value	5 ... 500 V	
• at DC rated value	5 ... 500 V	
<b>Power Electronics</b>		
<b>contact reliability</b>	One maloperation per 100 million (17 V, 5 mA), one maloperation per 10 million (5 V, 1 mA)	
<b>Auxiliary circuit</b>		
<b>design of the contact of auxiliary contacts</b>	Silver alloy	
<b>number of NC contacts for auxiliary contacts</b>	0	
<b>number of NO contacts for auxiliary contacts</b>	2	
<b>operational current at AC-15 at 230 V rated value</b>	6 A	
<b>Connections/ Terminals</b>		
<b>type of electrical connection</b>		
• of modules and accessories	Screw-type terminal	
<b>type of connectable conductor cross-sections</b>		
• solid with core end processing	2x (0.5 ... 0.75 mm <sup>2</sup> )	
• solid without core end processing	2x (1.0 ... 1.5 mm <sup>2</sup> )	
• finely stranded with core end processing	2x (0.5 ... 1.5 mm <sup>2</sup> )	
• finely stranded without core end processing	2x (1,0 ... 1,5 mm <sup>2</sup> )	
• for AWG cables	2x (18 ... 14)	
<b>tightening torque of the screws in the bracket</b>	1 ... 1.2 N·m	
<b>tightening torque</b>		
• with screw-type terminals	0.8 ... 0.9 N·m	
<b>Ambient conditions</b>		
<b>ambient temperature</b>		
• during operation	-25 ... +70 °C	
• during storage	-40 ... +80 °C	
environmental category during operation according to IEC 60721	3M6, 3S2, 3B2, 3C3, 3K6 (with relative air humidity of 10 ... 95%, no condensation in operation permitted)	
<b>Environmental footprint</b>		
Environmental Product Declaration (EPD)	Yes	
Global Warming Potential [CO2 eq] total	0.787 kg	
Global Warming Potential [CO2 eq] during manufacturing	0.566 kg	
Global Warming Potential [CO2 eq] during operation	0.235 kg	
global warming potential [CO2 eq] after end of life	-0.015 kg	
<b>Installation/ mounting/ dimensions</b>		
<b>fastening method</b>	front plate mounting	
• of modules and accessories	Front plate mounting	
<b>height</b>	40 mm	
<b>width</b>	30 mm	
<b>shape of the installation opening</b>	round	
<b>installation width</b>	30 mm	
<b>installation depth</b>	49.8 mm	
<b>thickness of the front plate usable</b>	1 ... 6 mm	
<b>Approvals Certificates</b>		
General Product Approval	Declaration of Conformity	
 	<a href="#">Confirmation</a>   	
Declaration of Conformity	Test Certificates	Marine / Shipping



[Special Test Certificate](#)

[Type Test Certificates/Test Report](#)



Marine / Shipping

other

Environment



[Confirmation](#)

[Environmental Confirmations](#)

#### Further information

Siemens has decided to exit the Russian market (see here).

<https://press.siemens.com/global/en/pressrelease/siemens-wind-down-russian-business>

Siemens is working on the renewal of the current EAC certificates.

Please contact your local Siemens office on the status of validity of the EAC certification if you intend to import or offer to supply these products to an EAC relevant market (other than the sanctioned EAEU member states Russia or Belarus).

Information on the packaging

<https://support.industry.siemens.com/cs/ww/en/view/109813875>

Information- and Downloadcenter (Catalogs, Brochures,...)

<https://www.siemens.com/ic10>

Industry Mall (Online ordering system)

<https://mall.industry.siemens.com/mall/en/en/Catalog/product?mlfb=3SU1500-1AA10-1NA0>

Cax online generator

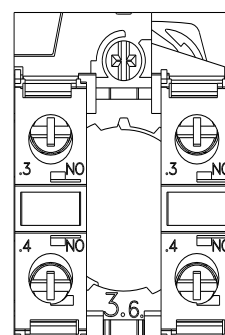
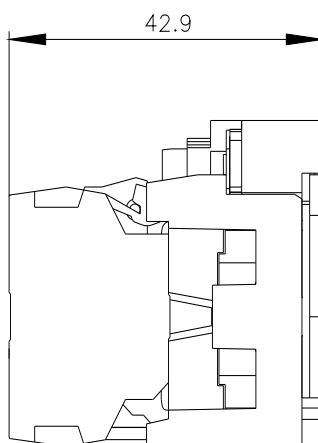
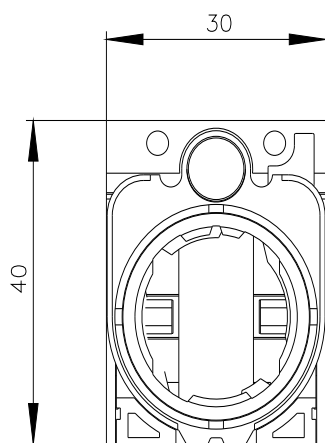
<http://support.automation.siemens.com/WW/CAXorder/default.aspx?lang=en&mlfb=3SU1500-1AA10-1NA0>

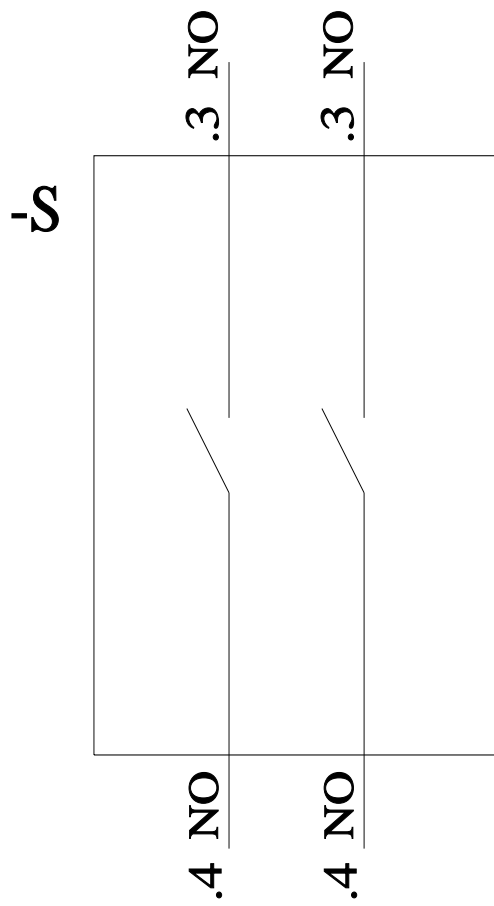
Service&Support (Manuals, Certificates, Characteristics, FAQs,...)

<https://support.industry.siemens.com/cs/ww/en/ps/3SU1500-1AA10-1NA0>

Image database (product images, 2D dimension drawings, 3D models, device circuit diagrams, EPLAN macros, ...)

[http://www.automation.siemens.com/bilddb/cax\\_de.aspx?mlfb=3SU1500-1AA10-1NA0&lang=en](http://www.automation.siemens.com/bilddb/cax_de.aspx?mlfb=3SU1500-1AA10-1NA0&lang=en)





last modified:

11/8/2023 