



Coordinate switch, 22 mm, round, metal shiny, black, 2 switch positions, horizontal momentary contact type, with mechanical interlocking, in O position, with holder, 1 NO, 1 NO, screw terminal,

product brand name	SIRIUS ACT
product designation	Coordinate switches
design of the product	Complete unit
product type designation	3SU1
product line	Metal, shiny, 22 mm
manufacturer's article number	
<ul style="list-style-type: none"> • of supplied contact module at position 1 • of supplied contact module at position 3 • of the supplied holder • of the supplied actuator 	3SU1400-1AA10-1BA0 3SU1400-1AA10-1BA0 3SU1550-0BA10-0AA0 3SU1050-7BC88-0AA0
Enclosure	
shape of the enclosure front	round
Actuator	
design of the actuating element	with mechanical interlocking
principle of operation of the actuating element	momentary contact type
direction of actuation	horizontal
product extension optional light source	No
color of the actuating element	black
material of the actuating element	plastic
shape of the actuating element	Extended handle
outer diameter of the actuating element	30.5 mm
number of contact modules	2
type of unlocking device	push-to-unlatch mechanism
number of switching positions	2
Maximum deflection angle [°]	30°
Front ring	
product component front ring	Yes
design of the front ring	high
material of the front ring	Metal, high gloss
color of the front ring	silver
Holder	
material of the holder	Plastic
General technical data	
product function positive opening	No
insulation voltage rated value	500 V
degree of pollution	3
type of voltage of the operating voltage	AC/DC
surge voltage resistance rated value	6 kV
protection class IP	IP65, IP67
<ul style="list-style-type: none"> • of the terminal 	IP20

shock resistance	
• according to IEC 60068-2-27	sinusoidal half-wave 15g / 11 ms
vibration resistance	
• according to IEC 60068-2-6	10 ... 500 Hz: 5g
operating frequency maximum	2 400 1/h
mechanical service life (operating cycles)	
• as operating period per direction of actuation typical	500 000
electrical endurance (operating cycles) typical	10 000 000
electrical endurance (operating cycles) with contactors 3RT1015 to 3RT1026 typical	10 000 000
thermal current	10 A
reference code according to IEC 81346-2	S
continuous current of the C characteristic MCB	10 A; for a short-circuit current smaller than 400 A
continuous current of the quick DIAZED fuse link	10 A
continuous current of the DIAZED fuse link gG	10 A
Substance Prohibition (Date)	10/01/2014
operating voltage	
• at AC	
— at 50 Hz rated value	5 ... 500 V
— at 60 Hz rated value	5 ... 500 V
• at DC rated value	5 ... 500 V
Power Electronics	
contact reliability	One maloperation per 100 million (17 V, 5 mA), one maloperation per 10 million (5 V, 1 mA)
Auxiliary circuit	
design of the contact of auxiliary contacts	Silver alloy
number of NC contacts for auxiliary contacts	0
number of NO contacts for auxiliary contacts	2
Connections/ Terminals	
type of electrical connection of modules and accessories	Screw-type terminal
type of connectable conductor cross-sections	
• solid with core end processing	2x (0.5 ... 0.75 mm ²)
• solid without core end processing	2x (1.0 ... 1.5 mm ²)
• finely stranded with core end processing	2x (0.5 ... 1.5 mm ²)
• finely stranded without core end processing	2x (1.0 ... 1.5 mm ²)
• for AWG cables	2x (18 ... 14)
tightening torque of the screws in the bracket	1 ... 1.2 N·m
tightening torque for auxiliary contacts with screw-type terminals	0.8 ... 1 N·m
Safety related data	
proportion of dangerous failures	
• with low demand rate according to SN 31920	20 %
• with high demand rate according to SN 31920	20 %
failure rate [FIT] with low demand rate according to SN 31920	100 FIT
B10 value with high demand rate according to SN 31920	250 000
IEC 62061	
T1 value for proof test interval or service life according to IEC 61508	20 a
Ambient conditions	
ambient temperature	
• during operation	-25 ... +70 °C
• during storage	-40 ... +80 °C
environmental category during operation according to IEC 60721	3M6, 3S2, 3B2, 3C3, 3K6 (with relative air humidity of 10 ... 95%, no condensation in operation permitted for all devices behind front panel)
Environmental footprint	
Environmental Product Declaration (EPD)	Yes
Global Warming Potential [CO ₂ eq] total	0.593 kg
Global Warming Potential [CO ₂ eq] during manufacturing	0.625 kg
Global Warming Potential [CO ₂ eq] during operation	0.235 kg
Global Warming Potential [CO ₂ eq] after end of life	-0.267 kg
Installation/ mounting/ dimensions	
fastening method	front plate mounting

• of modules and accessories	Front plate mounting
height	40 mm
width	40 mm
shape of the installation opening	round
mounting diameter	22.3 mm
positive tolerance of installation diameter	0.4 mm
mounting height	75.6 mm
installation width	30.5 mm
installation depth	53.7 mm

Approvals Certificates	
General Product Approval	Declaration of Conformity



[Confirmation](#)



Declaration of Conformity	Test Certificates	Marine / Shipping
---------------------------	-------------------	-------------------



[Type Test Certificates/Test Report](#)

[Special Test Certificate](#)



Marine / Shipping	other	Environment
-------------------	-------	-------------



[Confirmation](#)

[Environmental Confirmations](#)

Further information

Siemens has decided to exit the Russian market (see here).

<https://press.siemens.com/global/en/pressrelease/siemens-wind-down-russian-business>

Siemens is working on the renewal of the current EAC certificates.

Please contact your local Siemens office on the status of validity of the EAC certification if you intend to import or offer to supply these products to an EAC relevant market (other than the sanctioned EAEU member states Russia or Belarus).

Information on the packaging

<https://support.industry.siemens.com/cs/ww/en/view/109813875>

Information- and Downloadcenter (Catalogs, Brochures,...)

<https://www.siemens.com/ic10>

Industry Mall (Online ordering system)

<https://mall.industry.siemens.com/mall/en/en/Catalog/product?mlfb=3SU1150-7BC88-1NA0>

Cax online generator

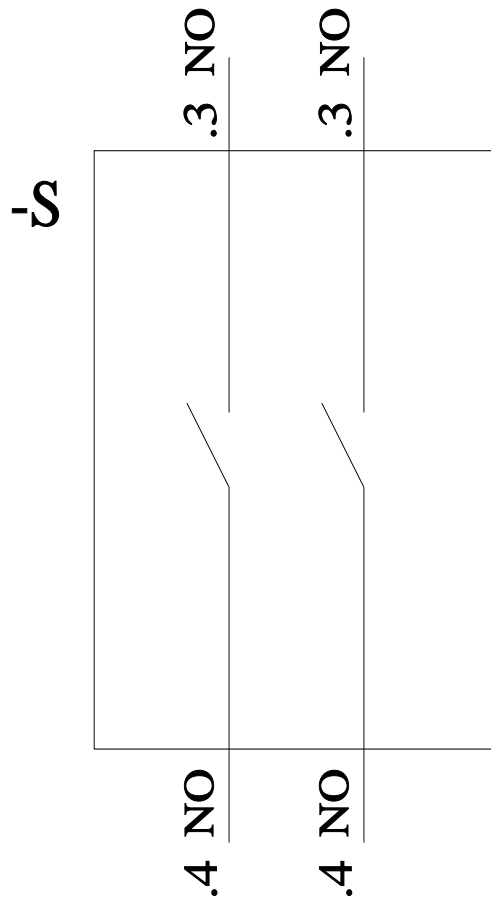

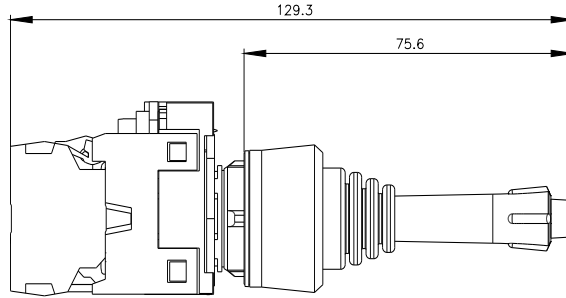
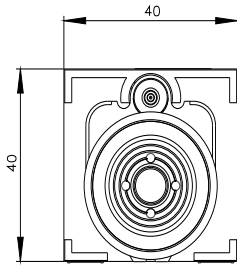
<http://support.automation.siemens.com/WWW/CAXorder/default.aspx?lang=en&mlfb=3SU1150-7BC88-1NA0>

Service&Support (Manuals, Certificates, Characteristics, FAQs,...)

<https://support.industry.siemens.com/cs/ww/en/ps/3SU1150-7BC88-1NA0>

Image database (product images, 2D dimension drawings, 3D models, device circuit diagrams, EPLAN macros, ...)

http://www.automation.siemens.com/bilddb/cax_de.aspx?mlfb=3SU1150-7BC88-1NA0&lang=en



last modified:

11/8/2023

