



EMERGENCY STOP mushroom pushbutton, 22 mm, round, plastic, red, 40 mm, positive latching, acc. to EN ISO 13850, rotate-to-unlatch, with yellow backing plate, inscription: EMERGENCY STOP, with holder, 1 NO+1 NC, screw terminal

| | |
|---|--|
| product brand name | SIRIUS ACT |
| product designation | EMERGENCY STOP mushroom pushbuttons |
| design of the product | Complete unit |
| product type designation | 3SU1 |
| product line | Plastic, black, 22 mm |
| manufacturer's article number | |
| <ul style="list-style-type: none"> • of supplied contact module at position 1 • of the supplied holder • of the supplied actuator • of supplied accessory | 3SU1400-1AA10-1FA0 3SU1550-0AA10-0AA0 3SU1000-1HB20-0AA0 3SU1900-0BC31-0DA0 |
| Enclosure | |
| number of command points | 1 |
| Actuator | |
| design of the actuating element | positive latching |
| principle of operation of the actuating element | latching |
| product extension optional light source | No |
| color of the actuating element | red |
| material of the actuating element | plastic |
| shape of the actuating element | round |
| outer diameter of the actuating element | 40 mm |
| number of contact modules | 1 |
| type of unlocking device | rotate-to-unlatch mechanism |
| Front ring | |
| product component front ring | No |
| Holder | |
| material of the holder | Plastic |
| Display | |
| number of LED modules | 0 |
| General technical data | |
| product function | |
| <ul style="list-style-type: none"> • positive opening • EMERGENCY OFF function • EMERGENCY STOP function | Yes Yes Yes |
| product component light source | No |
| insulation voltage rated value | 500 V |
| degree of pollution | 3 |
| type of voltage of the operating voltage | AC/DC |
| surge voltage resistance rated value | 6 kV |
| protection class IP | IP66, IP67, IP69(IP69K) |
| <ul style="list-style-type: none"> • of the terminal | IP20, clamping screw tightened |

| | |
|--|---|
| degree of protection NEMA rating | 1, 2, 3, 3R, 4, 4X, 12, 13 |
| shock resistance | |
| • according to IEC 60068-2-27 | sinusoidal half-wave 15g / 11 ms |
| • for railway applications according to EN 61373 | Category 1, Class B |
| operating frequency maximum | 600 1/h |
| mechanical service life (operating cycles) typical | 300 000 |
| electrical endurance (operating cycles) typical | 300 000 |
| thermal current | 10 A |
| reference code according to IEC 81346-2 | S |
| continuous current of the C characteristic MCB | 10 A; for a short-circuit current smaller than 400 A |
| continuous current of the quick DIAZED fuse link | 10 A |
| continuous current of the DIAZED fuse link gG | 10 A |
| Substance Prohibition (Date) | 10/01/2014 |
| operating voltage | |
| • at AC | |
| — at 50 Hz rated value | 5 ... 500 V |
| — at 60 Hz rated value | 5 ... 500 V |
| • at DC rated value | 5 ... 500 V |
| Power Electronics | |
| contact reliability | One maloperation per 100 million (17 V, 5 mA), one maloperation per 10 million (5 V, 1 mA) |
| Auxiliary circuit | |
| design of the contact of auxiliary contacts | Silver alloy |
| number of NC contacts for auxiliary contacts | 1 |
| number of NO contacts for auxiliary contacts | 1 |
| Connections/ Terminals | |
| type of electrical connection | |
| • of modules and accessories | Screw-type terminal |
| type of connectable conductor cross-sections | |
| • solid with core end processing | 2x (0.5 ... 0.75 mm ²) |
| • solid without core end processing | 2x (1.0 ... 1.5 mm ²) |
| • finely stranded with core end processing | 2x (0.5 ... 1.5 mm ²) |
| • finely stranded without core end processing | 2x (1,0 ... 1,5 mm ²) |
| • for AWG cables | 2x (18 ... 14) |
| tightening torque of the screws in the bracket | 1 ... 1.2 N·m |
| tightening torque for auxiliary contacts with screw-type terminals | 0.8 ... 0.9 N·m |
| Safety related data | |
| B10 value with high demand rate according to SN 31920 | 100 000 |
| proportion of dangerous failures | |
| • with low demand rate according to SN 31920 | 20 % |
| • with high demand rate according to SN 31920 | 20 % |
| failure rate [FIT] with low demand rate according to SN 31920 | 100 FIT |
| Ambient conditions | |
| ambient temperature | |
| • during operation | -25 ... +70 °C |
| • during storage | -40 ... +80 °C |
| environmental category during operation according to IEC 60721 | 3M6, 3S2, 3B2, 3C3, 3K6 (with relative air humidity of 10 ... 95%, no condensation in operation permitted for all devices behind front panel) |
| Environmental footprint | |
| Environmental Product Declaration (EPD) | Yes |
| Global Warming Potential [CO ₂ eq] total | 0.787 kg |
| Global Warming Potential [CO ₂ eq] during manufacturing | 0.566 kg |
| Global Warming Potential [CO ₂ eq] during operation | 0.235 kg |
| global warming potential [CO ₂ eq] after end of life | -0.015 kg |
| Installation/ mounting/ dimensions | |
| fastening method | front plate mounting |
| • of modules and accessories | Front plate mounting |
| height | 40 mm |
| width | 30 mm |
| shape of the installation opening | round |
| mounting diameter | 22.3 mm |

| | |
|---|---------|
| positive tolerance of installation diameter | 0.4 mm |
| mounting height | 46.4 mm |
| installation width | 75 mm |
| installation depth | 70.6 mm |

| Accessories | |
|--------------------------|----------------|
| number of backing plates | 1 |
| marking of backing plate | EMERGENCY STOP |
| color of backing plate | Yellow |

| Approvals Certificates | |
|--------------------------|---------------------------|
| General Product Approval | Declaration of Conformity |



[Confirmation](#)



| Declaration of Conformity | Test Certificates | Marine / Shipping |
|---------------------------|-------------------|-------------------|
|---------------------------|-------------------|-------------------|



[Type Test Certificates/Test Report](#)

[Special Test Certificate](#)



| Marine / Shipping | other | Environment |
|-------------------|-------|-------------|
|-------------------|-------|-------------|



[Confirmation](#)

[Environmental Confirmations](#)

Further information

Siemens has decided to exit the Russian market (see here).

<https://press.siemens.com/global/en/pressrelease/siemens-wind-down-russian-business>

Siemens is working on the renewal of the current EAC certificates.

Please contact your local Siemens office on the status of validity of the EAC certification if you intend to import or offer to supply these products to an EAC relevant market (other than the sanctioned EAEU member states Russia or Belarus).

Information on the packaging

<https://support.industry.siemens.com/cs/ww/en/view/109813875>

Information- and Downloadcenter (Catalogs, Brochures,...)

<https://www.siemens.com/ic10>

Industry Mall (Online ordering system)

<https://mall.industry.siemens.com/mall/en/en/Catalog/product?mlfb=3SU1100-1HB20-1FG0>

Cax online generator

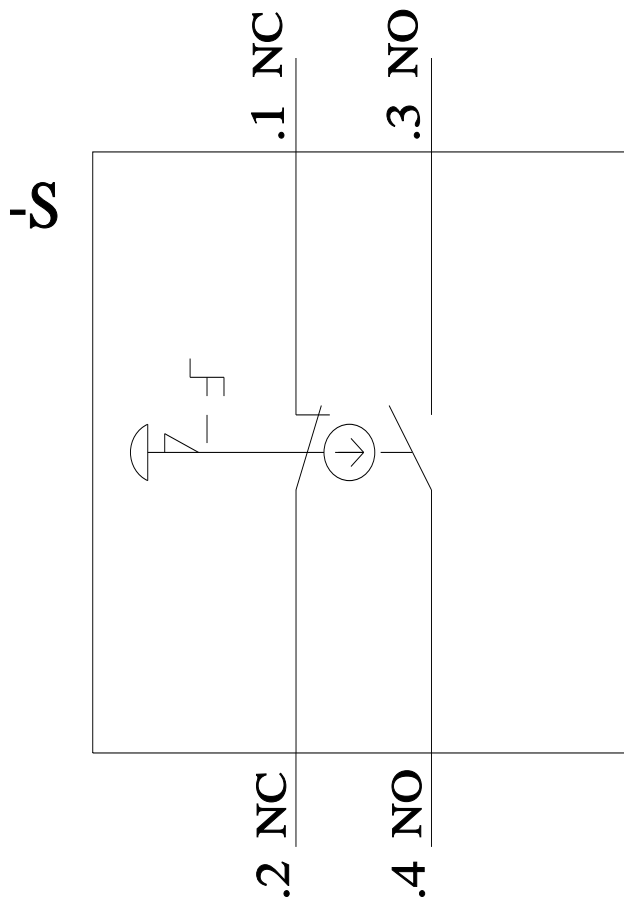
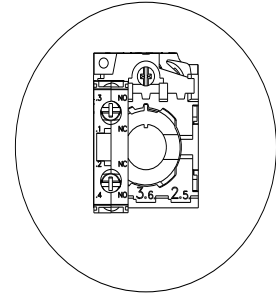
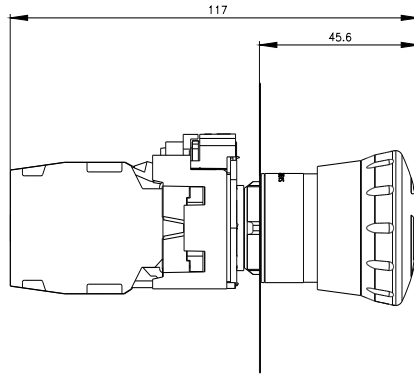
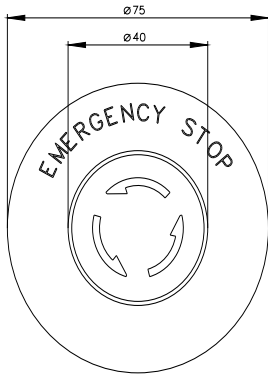
<http://support.automation.siemens.com/WWW/CAXorder/default.aspx?lang=en&mlfb=3SU1100-1HB20-1FG0>

Service&Support (Manuals, Certificates, Characteristics, FAQs,...)

<https://support.industry.siemens.com/cs/ww/en/ps/3SU1100-1HB20-1FG0>

Image database (product images, 2D dimension drawings, 3D models, device circuit diagrams, EPLAN macros, ...)

http://www.automation.siemens.com/bilddb/cax_de.aspx?mlfb=3SU1100-1HB20-1FG0&lang=en



last modified:

11/8/2023