



Safety position switch with tumbler locking force 1300 N, 5 directions of approach, solenoid-locked, magnet voltage 24 V DC, monitoring actuator 2 NC/1 NO monitoring magnet 2 NC/1 NO wired with M12 connector, 8-pole. The head is mounted by 90° (clockwise). The matching actuator 3SE5000-0AV0.. /-0AW.. must be ordered separately.

| | |
|---|---|
| product brand name | SIRIUS |
| product designation | Mechanical safety switches |
| design of the product | with separate actuator and with tumbler |
| product type designation | 3SE5 |
| manufacturer's article number of the optional actuators | 3SE5000-0AV01 standard actuator, 3SE5000-0AV02 actuator with vertical fixing, 3SE5000-0AV03 actuator with transverse fixing, 3SE5000-0AV04 radius actuator, approach from left, 3SE5000-0AV05 universal actuator, 3SE5000-0AV06 radius actuator, approach from right, 3SE5000-0AV07 Heavy Duty actuator, 3SE5000-0AW42 actuator with vertical fixing, stainless steel socket, 3SE5000-0AW43 actuator with transverse fixing, stainless steel socket, 3SE5000-0AW51 stainless steel actuator, 3SE5000-0AW52 stainless steel actuator with vertical fixing, 3SE5000-0AW53 stainless steel actuator with transverse fixing |
| suitability for use safety switch | Yes |
| General technical data | |
| product function positive opening | Yes |
| locking force | 1 300 N |
| • according to EN ISO 14119 | 1 000 N |
| insulation voltage rated value | 30 V |
| degree of pollution | class 3 |
| surge voltage resistance rated value | 0.8 kV |
| protection class IP | IP66/IP67 |
| shock resistance | 30g / 11 ms |
| • according to IEC 60068-2-27 | 30g / 11 ms |
| vibration resistance | 0.35 mm / 5g |
| • according to IEC 60068-2-6 | 0.35 mm/5g |
| mechanical service life (operating cycles) typical | 1 000 000 |
| thermal current | 1.5 A |
| material of the enclosure of the switch head | plastic |
| reference code according to IEC 81346-2 | B |
| continuous current of the C characteristic MCB | 1 A; for a short-circuit current smaller than 400 A |
| continuous current of the quick DIAZED fuse link | 1 A; for a short-circuit current smaller than 400 A |
| continuous current of the DIAZED fuse link gG | 1 A; for a short-circuit current smaller than 400 A |
| repeat accuracy | 0.05 mm |
| Substance Prohibition (Date) | 10/01/2011 |
| SVHC substance name | Blei - 7439-92-1 |
| actuating force in tension force vector typical | 20 N |
| length of the sensor | 198 mm |
| width of the sensor | 54 mm |
| Ambient conditions | |
| ambient temperature | |
| • during operation | -25 ... +60 °C |
| • during storage | -40 ... +80 °C |

| | |
|--|--|
| explosion protection category for dust | none |
| consumed active power of magnet coil | 3.5 W |
| operational current at AC-15 | |
| • at 24 V rated value | 1.5 A |
| operational current at DC-13 | |
| • at 24 V rated value | 1.5 A |
| Enclosure | |
| design of the housing | special design |
| material of the enclosure | plastic |
| design of the housing according to standard | No |
| Drive Head | |
| design of the actuating element | 5 directions of approach |
| design of the switching function | positive opening |
| number of directions of actuation | 5 |
| circuit principle | slow-action contacts |
| number of switching contacts safety-related | 2 |
| cable entry type | M12 plug |
| locking mechanism design | magnetic field lock (open-circuit principle) |
| Installation/ mounting/ dimensions | |
| mounting position | any |
| fastening method | screw fixing |
| Connections/ Terminals | |
| type of electrical connection | screw-type terminals |
| Supply voltage | |
| supply voltage of magnet coil | 24 V |
| design of the interface for safety-related communication | without |
| Communication/ Protocol | |
| design of the interface | without |
| Safety related data | |
| B10 value with high demand rate according to SN 31920 | 1 000 000 |
| proportion of dangerous failures with high demand rate according to SN 31920 | 50 % |
| Certificates/ approvals | |
| General Product Approval | |



[Confirmation](#)



| | | | | |
|--------------------------|---------------------------------------|-------------------|-------|----------------|
| General Product Approval | Functional Safety/Safety of Machinery | Test Certificates | other | Dangerous Good |
|--------------------------|---------------------------------------|-------------------|-------|----------------|



[Type Examination Certificate](#)

[Type Test Certificates/Test Report](#)

[Confirmation](#)

[Transport Information](#)

Further information

Siemens has decided to exit the Russian market (see here).

<https://press.siemens.com/global/en/pressrelease/siemens-wind-down-russian-business>

Siemens is working on the renewal of the current EAC certificates.

Please contact your local Siemens office on the status of validity of the EAC certification if you intend to import or offer to supply these products to an EAC relevant market (other than the sanctioned EAEU member states Russia or Belarus).

Information on the packaging

<https://support.industry.siemens.com/cs/ww/en/view/109813875>

Information- and Downloadcenter (Catalogs, Brochures,...)

<https://www.siemens.com/ic10>

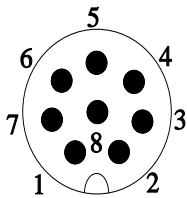
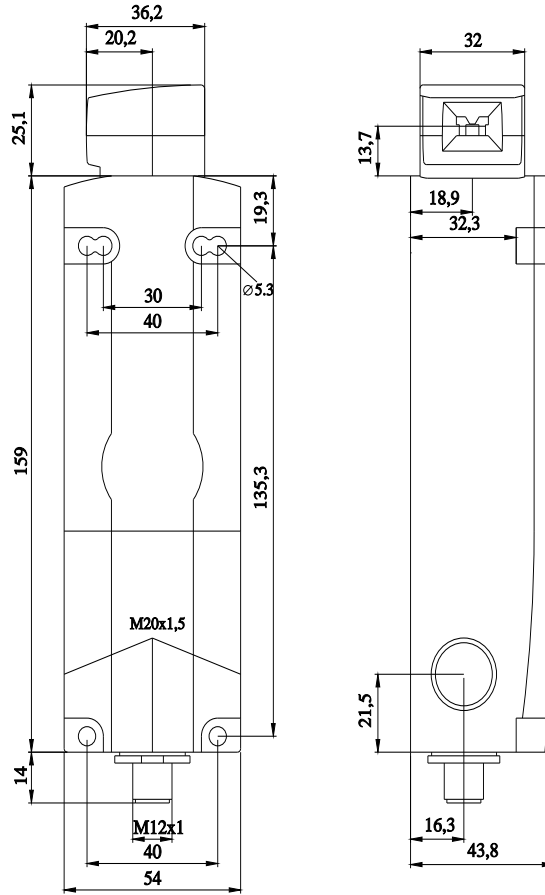
Industry Mall (Online ordering system)

<https://mall.industry.siemens.com/mall/en/en/Catalog/product?mlfb=3SE5324-0SB21-1AP0>

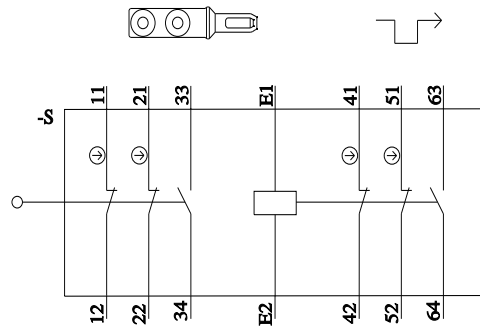
Cax online generator

<http://support.automation.siemens.com/WW/CAXorder/default.aspx?lang=en&mlfb=3SE5324-0SB21-1AP0>

Service&Support (Manuals, Certificates, Characteristics, FAQs,...)



| | | | |
|---|-------------|---|----|
| 1 | WH = White | → | 42 |
| 2 | BN = Brown | → | 41 |
| 3 | GN = Green | → | 11 |
| 4 | YE = Yellow | → | 12 |
| 5 | GY = Grey | → | E1 |
| 6 | PK = Pink | → | E2 |
| 7 | BU = Blue | → | 21 |
| 8 | RD = Red | → | 22 |



last modified:

9/5/2023 