



Timing relay, OFF delay with control signal 1 change-over contact, 15 time ranges 0.05 s...100 h 12-240 V DC, Wide voltage range at 50/60 Hz AC with LED, Spring-type terminal (push-in)

product brand name	SIRIUS
product designation	timing relay
design of the product	OFF delay with control signal
product type designation	3RP25
General technical data	
product component	
• relay output	Yes
• semi-conductor output	No
product extension required remote control	No
product extension optional remote control	No
power loss [W] maximum	2 W
insulation voltage for overvoltage category III according to IEC 60664 with degree of pollution 3 rated value	300 V
test voltage for isolation test	2.5 kV
degree of pollution	3
surge voltage resistance rated value	4 000 V
protection class IP	IP20
shock resistance according to IEC 60068-2-27	11g / 15 ms
mechanical service life (operating cycles) typical	10 000 000
electrical endurance (operating cycles) at AC-15 at 230 V typical	100 000
adjustable time	0.05 s ... 100 h
relative setting accuracy relating to full-scale value	5 %; +/-
thermal current	5 A
minimum ON period	35 ms
recovery time	250 ms
reference code according to IEC 81346-2	K
relative repeat accuracy	1 %; +/-
influence of the surrounding temperature	1% in the whole temperature range to the set runtime
power supply influence	1% in the whole voltage range to the set runtime
Substance Prohibitance (Date)	09/12/2014
SVHC substance name	Blei - 7439-92-1 Bleimonoxid (Bleioxid) - 1317-36-8
Control circuit/ Control	
type of voltage of the control supply voltage	AC/DC
control supply voltage 1 at AC	
• at 50 Hz	12 ... 240 V
• at 60 Hz	12 ... 240 V
control supply voltage frequency 1	50 ... 60 Hz
control supply voltage 1	
• at DC	12 ... 240 V

operating range factor control supply voltage rated value at DC	
<ul style="list-style-type: none"> initial value full-scale value 	<p>0.8</p> <p>1.1</p>
operating range factor control supply voltage rated value at AC at 50 Hz	
<ul style="list-style-type: none"> initial value full-scale value 	<p>0.85</p> <p>1.1</p>
operating range factor control supply voltage rated value at AC at 60 Hz	
<ul style="list-style-type: none"> initial value full-scale value 	<p>0.8</p> <p>1.1</p>
inrush current peak	
<ul style="list-style-type: none"> at 24 V at 240 V 	<p>0.4 A</p> <p>5 A</p>
duration of inrush current peak	
<ul style="list-style-type: none"> at 24 V at 240 V 	<p>0.3 ms</p> <p>0.5 ms</p>
Switching Function	
switching function	
<ul style="list-style-type: none"> ON-delay ON-delay/instantaneous contact passing make contact passing make contact/instantaneous contact OFF delay 	<p>No</p> <p>No</p> <p>No</p> <p>No</p> <p>No</p>
switching function	
<ul style="list-style-type: none"> flashing symmetrically with interval start/instantaneous flashing symmetrically with interval start flashing symmetrically with pulse start/instantaneous flashing symmetrically with pulse start flashing asymmetrically with interval start flashing asymmetrically with pulse start 	<p>No</p> <p>No</p> <p>No</p> <p>No</p> <p>No</p> <p>No</p>
switching function	
<ul style="list-style-type: none"> star-delta circuit with delay time star-delta circuit 	<p>No</p> <p>No</p>
switching function with control signal	
<ul style="list-style-type: none"> additive ON-delay passing break contact passing break contact/instantaneous OFF delay OFF delay/instantaneous pulse delayed pulse delayed/instantaneous pulse-shaping pulse-shaping/instantaneous additive ON-delay/instantaneous ON-delay/OFF-delay/instantaneous passing make contact passing make contact/instantaneous contact 	<p>No</p> <p>No</p> <p>No</p> <p>Yes</p> <p>No</p> <p>No</p> <p>No</p> <p>No</p> <p>No</p> <p>No</p> <p>No</p> <p>No</p> <p>No</p>
switching function of interval relay with control signal	
<ul style="list-style-type: none"> retrotriggerable with deactivated control signal/instantaneous contact retrotriggerable with switched-on control signal retrotriggerable with switched-on control signal/instantaneous contact retriggerable with deactivated control signal 	<p>No</p> <p>No</p> <p>No</p> <p>No</p>
design of the control terminal non-floating	Yes
Short-circuit protection	
design of the fuse link for short-circuit protection of the auxiliary switch required	fuse gL/gG: 4 A
Auxiliary circuit	
material of switching contacts	AgSnO2

number of NC contacts	
• delayed switching	0
• instantaneous contact	0
number of NO contacts	
• delayed switching	0
• instantaneous contact	0
number of CO contacts	
• delayed switching	1
• instantaneous contact	0
operational current of auxiliary contacts at AC-15	
• at 24 V	3 A
• at 250 V	3 A
operational current of auxiliary contacts at DC-13	
• at 24 V	1 A
• at 125 V	0.2 A
• at 250 V	0.1 A
operating frequency with 3RT2 contactor maximum	5 000 1/h
contact reliability of auxiliary contacts	one incorrect switching operation of 100 million switching operations (17 V, 5 mA)
contact rating of auxiliary contacts according to UL	R300 / B300
switching capacity current with inductive load	0.01 ... 3 A

Inputs/ Outputs

product function	
• at the relay outputs switchover delayed/without delay	No
• non-volatile	No

Electromagnetic compatibility

EMC emitted interference according to IEC 61812-1	ambience A (industrial sector)
EMC immunity according to IEC 61812-1	corresponds to degree of severity 3
conducted interference	
• due to burst according to IEC 61000-4-4	2 kV network connection / 1 kV control connection
• due to conductor-earth surge according to IEC 61000-4-5	2 kV
• due to conductor-conductor surge according to IEC 61000-4-5	1 kV
field-based interference according to IEC 61000-4-3	10 V/m
electrostatic discharge according to IEC 61000-4-2	4 kV contact discharge / 8 kV air discharge

Safety related data

category according to EN 954-1	none
protection class IP on the front according to IEC 60529	IP20
type of insulation	Basic insulation

Connections/ Terminals

product component removable terminal for auxiliary and control circuit	Yes
type of electrical connection for auxiliary and control circuit	spring-loaded terminals (push-in)
type of connectable conductor cross-sections	
• solid	0.5 ... 4 mm ²
• finely stranded with core end processing	0.5 ... 2.5 mm ²
• finely stranded without core end processing	0.5 ... 4 mm ²
• for AWG cables solid	20 ... 12
• for AWG cables stranded	20 ... 12
connectable conductor cross-section	
• solid	0.5 ... 4 mm ²
• finely stranded with core end processing	0.5 ... 2.5 mm ²
• finely stranded without core end processing	0.5 ... 4 mm ²
AWG number as coded connectable conductor cross section	
• solid	20 ... 12
• stranded	20 ... 12







Installation/ mounting/ dimensions

mounting position	any
fastening method	screw and snap-on mounting onto 35 mm DIN rail
height	100 mm
width	17.5 mm




depth	90 mm
required spacing	
<ul style="list-style-type: none"> • with side-by-side mounting <ul style="list-style-type: none"> — forwards 0 mm — backwards 0 mm — upwards 0 mm — downwards 0 mm — at the side 0 mm • for grounded parts <ul style="list-style-type: none"> — forwards 0 mm — backwards 0 mm — upwards 0 mm — at the side 0 mm — downwards 0 mm • for live parts <ul style="list-style-type: none"> — forwards 0 mm — backwards 0 mm — upwards 0 mm — downwards 0 mm — at the side 0 mm 	

Ambient conditions	
installation altitude at height above sea level maximum	2 000 m
ambient temperature	
<ul style="list-style-type: none"> • during operation -25 ... +60 °C • during storage -40 ... +85 °C • during transport -40 ... +85 °C 	
relative humidity during operation	10 ... 95 %

Approvals Certificates

General Product Approval	EMC	Declaration of Conformity
 CCC	 UL	 EAC
 Confirmation	 RCM	 EG-Konf.

Declaration of Conformity	Test Certificates	Marine / Shipping
 UK CA	 Type Test Certificates/Test Report	 BUREAU VERITAS
		 LRS
		 PRS
		 RINA

Marine / Shipping	other
 RMRS	 Confirmation
 DNV-GL DNVGL.COM/NO	

Further information

Siemens has decided to exit the Russian market (see here).
<https://press.siemens.com/global/en/pressrelease/siemens-wind-down-russian-business>
Siemens is working on the renewal of the current EAC certificates.
Please contact your local Siemens office on the status of validity of the EAC certification if you intend to import or offer to supply these products to an EAC relevant market (other than the sanctioned EAEU member states Russia or Belarus).
Information on the packaging
<https://support.industry.siemens.com/cs/ww/en/view/109813875>
Information- and Downloadcenter (Catalogs, Brochures,...)
<https://www.siemens.com/ic10>
Industry Mall (Online ordering system)
<https://mall.industry.siemens.com/mall/en/en/Catalog/product?mlfb=3RP2535-2AW30>

Cax online generator

<http://support.automation.siemens.com/WW/CAXorder/default.aspx?lang=en&mlfb=3RP2535-2AW30>

Service&Support (Manuals, Certificates, Characteristics, FAQs,...)

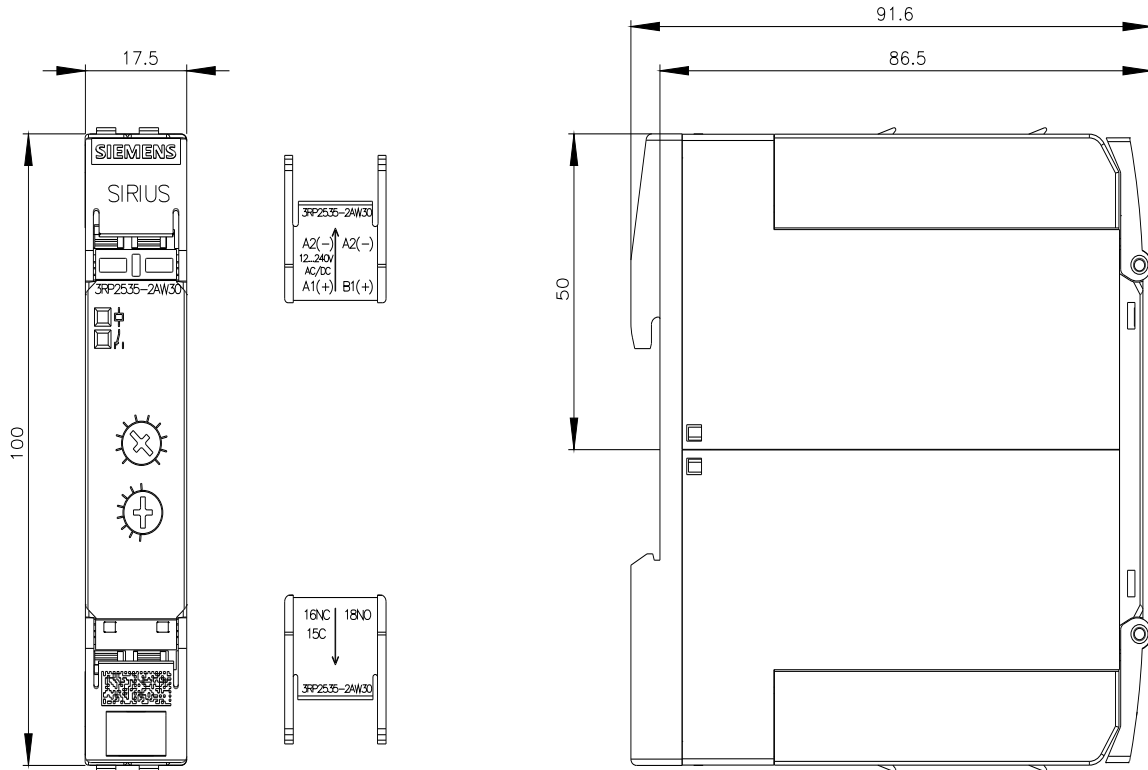
<https://support.industry.siemens.com/cs/ww/en/ps/3RP2535-2AW30>

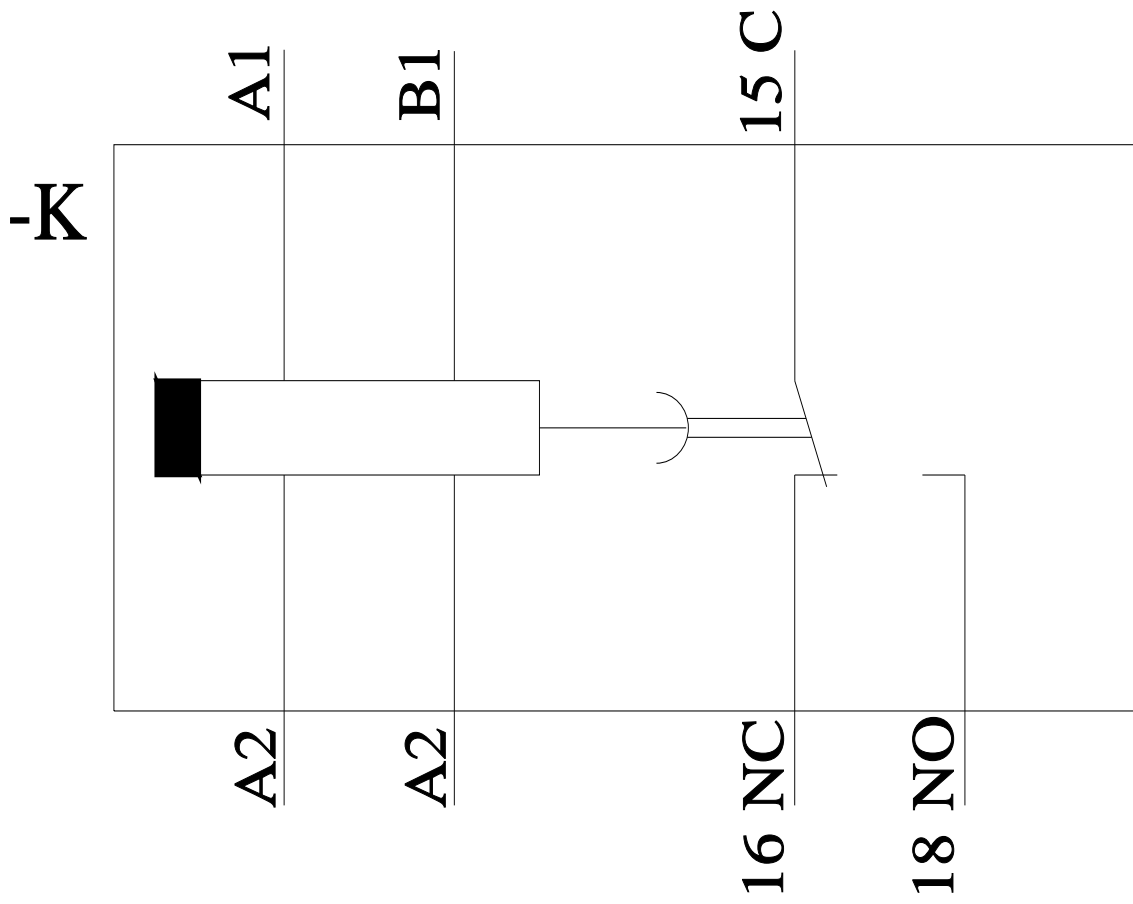
Image database (product images, 2D dimension drawings, 3D models, device circuit diagrams, EPLAN macros, ...)

http://www.automation.siemens.com/bilddb/cax_de.aspx?mlfb=3RP2535-2AW30&lang=en

Characteristic: Derating

<https://support.industry.siemens.com/cs/ww/en/ps/3RP2535-2AW30/manual>





last modified:

8/7/2023 