



SIMATIC S7-1200, DCM 1271 Data decoupling module for AS-i Master CM 1243-2 IN: 24 V / 30 V DC OUT: 1x AS-Interface, 4 A Integrated overload protection integr. ground fault detection Signaling contact

General technical data		
product designation		AS-Interface data decoupling unit
design of the product		Communication module 30 mm for SIMATIC S7-1200
protection class IP		IP20
installation altitude at height above sea level maximum	m	2 000
ambient temperature		
• during operation	°C	0 ... 55
• during storage	°C	-40 ... +70
relative humidity at 25 °C during operation maximum	%	95
reference code according to DIN 40719 extended according to IEC 204-2 according to IEC 750		A
reference code according to EN 61346-2		A
supplied active power	W	120
product function		
• auto-RESET		Yes
• external reset		No
• manual RESET		No
• ground fault detection		Yes
• test function of signaling contacts		No
• suitable for grounded AS-i networks		Yes
• adapted for non-grounded AS-i networks		Yes
• suitable for AS-i Power24V		Yes
• sequential connected time-delay		No
• AS-Interface data decoupling		Yes
reset function		No
adjustable current response value current of the current-dependent overload release	A	4 ... 4
number of electrical connections for signaling contact		3
number of outputs for AS-Interface maximum		1
display version as status display by LED		EFD, ASI OL, DIAG
design of the switching contact as NO contact for signaling function		No
Communication/ Protocol		
protocol is supported AS-Interface protocol		Yes
Auxiliary circuit		
operational current of auxiliary contacts		
• at DC-13 at 24 V	A	0.05
Inputs/ Outputs		
type of voltage		
• of the input voltages		DC
• of the input voltage		DC

<b>property of the output short-circuit proof</b>		Yes
<b>output voltage</b>		
• 1 at DC		
— rated value	V	30
— rated value	V	20.5 ... 31.6
• 2 at DC rated value	V	24
<b>output current at DC maximum</b>	A	4
<b>input voltage</b>		
• 1 at DC		
— rated value	V	30
— rated value	V	21 ... 32
• 2 at DC rated value	V	24
<b>input current at DC maximum</b>	A	4.1
<b>Short-circuit protection</b>		
<b>design of short-circuit protection</b>		electronic
<b>Installation/ mounting/ dimensions</b>		
<b>mounting position</b>		vertical, horizontal
<b>fastening method</b>		35-mm DIN rail mounting or wall mounting with plug-in flaps
<b>width</b>	mm	30
<b>height</b>	mm	100
<b>depth</b>	mm	75
<b>type of electrical connection for auxiliary and control circuit</b>		screw-type terminals
<b>product component removable terminal for auxiliary and control circuit</b>		Yes
<b>type of connectable conductor cross-sections</b>		
• for auxiliary contacts		
— solid		3x (0.2 ... 3.3 mm <sup>2</sup> )
— finely stranded		
— with core end processing		3x (0.2 ... 3.3 mm <sup>2</sup> )
• for AWG cables for auxiliary contacts		3x (24 ... 16)
<b>certificate of suitability</b>		CE / cULus / FM / ATEX
<b>suitability for use safety-related circuits</b>		No

<b>Certificates/ approvals</b>			
<b>General Product Approval</b>		EMC	For use in hazardous locations

[Confirmation](#)

[FM](#)



<b>For use in hazardous locations</b>	<b>Declaration of Conformity</b>	<b>Marine / Shipping</b>	<b>other</b>
---------------------------------------	----------------------------------	--------------------------	--------------

[Explosion Protection Certificate](#)



<b>other</b>
--------------

[Confirmation](#)

**Further information**

Siemens has decided to exit the Russian market (see here).  
<https://press.siemens.com/global/en/pressrelease/siemens-wind-down-russian-business>

Siemens is working on the renewal of the current EAC certificates.

Please contact your local Siemens office on the status of validity of the EAC certification if you intend to import or offer to supply these products to an EAC relevant market (other than the sanctioned EAEU member states Russia or Belarus).

Information on the packaging

<https://support.industry.siemens.com/cs/ww/en/view/109813875>

Information- and Downloadcenter (Catalogs, Brochures,...)

<https://www.siemens.com/ic10>

Industry Mall (Online ordering system)

<https://mall.industry.siemens.com/mall/en/en/Catalog/product?mlfb=3RK7271-1AA30-0AA0>

Cax online generator

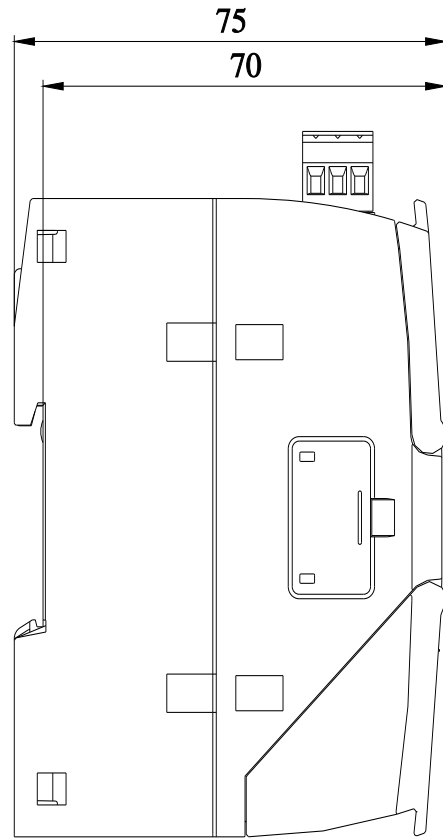
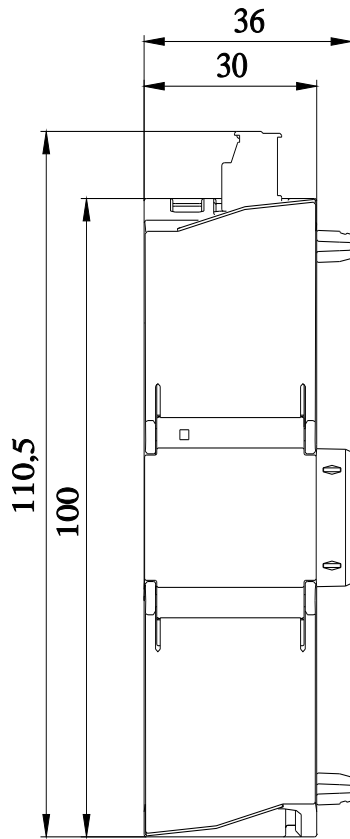
<http://support.automation.siemens.com/WW/CAXorder/default.aspx?lang=en&mlfb=3RK7271-1AA30-0AA0>

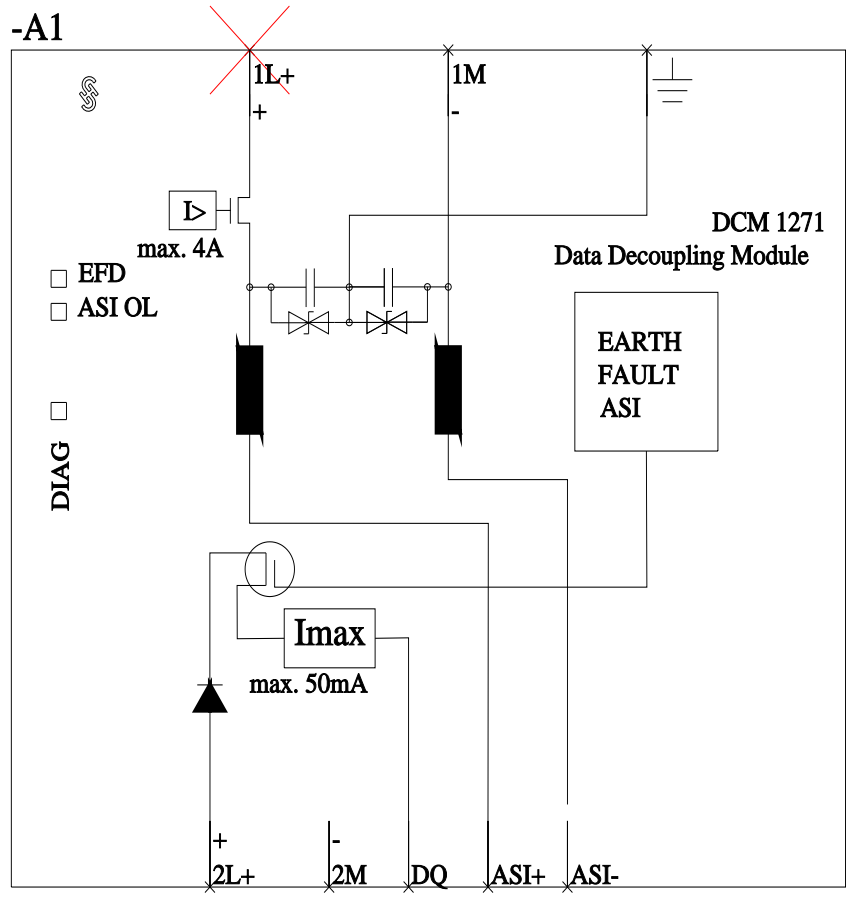
Service&Support (Manuals, Certificates, Characteristics, FAQs,...)

<https://support.industry.siemens.com/cs/ww/en/ps/3RK7271-1AA30-0AA0>

Image database (product images, 2D dimension drawings, 3D models, device circuit diagrams, EPLAN macros, ...)

[http://www.automation.siemens.com/bilddb/cax\\_de.aspx?mlfb=3RK7271-1AA30-0AA0&lang=en](http://www.automation.siemens.com/bilddb/cax_de.aspx?mlfb=3RK7271-1AA30-0AA0&lang=en)





last modified:

9/5/2023