



AS-i compact module K20 digital A/B slave, 4 DI/4 DQ, IP67 4 x input, maximum 200 mA 4 x output, 1 A, 24 V DC maximal 2 A for all outputs 8 x M8 sockets

General technical data	
design of the product	digital I/O modules for operation in the field, IP67 - K20
Type	4 outputs / 4 inputs
design of the slave type	A/B slave (Spec. 3.0)
I/O configuration	7
ID/ID2 code	A/7
Number I/O sockets	8
type of electrical connection of the inputs and outputs	M8 screw-type terminals
AS interface total current input max	270 mA
operating voltage according to AS-Interface specification	26.5 ... 31.6 V
Ground terminal	not available
Addressing	using M12 female connector
AS interface Connection Polarity reversal protection	built-in
Note 1	An external additional supply (AUX POWER) of 20 to 30 V DC is required for the supply of the output circuits. The additional supply must comply with VDE 0106 (PELV), protection class III.
Note 2	This module requires a master according to AS-i specifications 3.0
Sensor supply	
type of voltage supply for power supply	using AS-Interface
input voltage	16.5 ... 30 V
property of the sensor supply short-circuit and overload resistant	Yes
ampacity of the sensor supply for all inputs	
• at ambient temperature 40 °C	200 mA
• at ambient temperature 55 °C	150 mA
Inputs	
number of digital inputs	4
type of connection technology	2- and 3-wire technology
Input circuit	PNP transistor
type of voltage of the input voltages	DC
Inputs switching level High min	10 V
input current at digital input	
• for signal <1> minimum	6 mA
• with signal <0> maximum	1.5 mA
Inputs sensor supply using AS-Interface	short-circuit and overload resistant
Inputs socket assignment	
• PIN 1	sensor supply L+
• PIN 3	sensor supply L-
• PIN 4	data input
design of the pin assignment of the inputs	standard assignment
Outputs	

number of digital outputs	4
type of voltage of output voltages	DC
Outputs external power supply 24 V DC	shared round cable connection with AS-Interface connection through M12 female connector
ampacity of the semiconductor output at DC-13 at 24 V	1 A
Outputs aggregate current	
• max	2 A
• at Tu=40 °C max	2 A
type of switching output	PNP transistor
design of the pin assignment of the outputs	standard assignment
Outputs socket assignment	3 = "-", 4 = output
property of the output short-circuit proof	Yes
Outputs	
• short-circuit protection	built-in
• induction protection	built-in
• watchdog	built-in

Display

Status display	
• display of I/Os	yellow LED
• display of Uaux	green LED
• display of AS-Interface/diagnostics	green/red dual LED

Assignment of the data bits

Assignment of data bits	
• socket	PIN 4 = IN1 (D0)
• socket 2	PIN 4 = IN2 (D1)
• socket 3	PIN 4 = IN3 (D2)
• socket 4	PIN 4 = IN4 (D3)
• socket 5	PIN 4 = OUT1 (D0)
• socket 6	PIN 4 = OUT2 (D1)
• socket 7	PIN 4 = OUT3 (D2)
• socket 8	PIN 4 = OUT4 (D3)






Ambient conditions

ambient temperature	
• during operation	-25 ... +70 °C
• during storage	-40 ... +85 °C
protection class IP	IP67

Mechanical data

width	20 mm
height	164 mm
depth	45 mm
fastening method	no mounting plate required
shock resistance	15g / 11 ms

Certificates/ approvals

General Product Approval	EMC	Declaration of Conformity
Confirmation		
		
		

Test Certificates

Marine / Shipping	other
Special Test Certificate	
	
	
	
	

other

Confirmation	Miscellaneous
------------------------------	-------------------------------

Further information

Siemens has decided to exit the Russian market (see here).

<https://press.siemens.com/global/en/pressrelease/siemens-wind-down-russian-business>

Siemens is working on the renewal of the current EAC certificates.

Please contact your local Siemens office on the status of validity of the EAC certification if you intend to import or offer to supply these products to an EAC relevant market (other than the sanctioned EAEU member states Russia or Belarus).

Information on the packaging

<https://support.industry.siemens.com/cs/ww/en/view/109813875>

Information- and Downloadcenter (Catalogs, Brochures,...)

<https://www.siemens.com/ic10>

Industry Mall (Online ordering system)

<https://mall.industry.siemens.com/mall/en/en/Catalog/product?mlfb=3RK2400-1CT30-0AA3>

Cax online generator

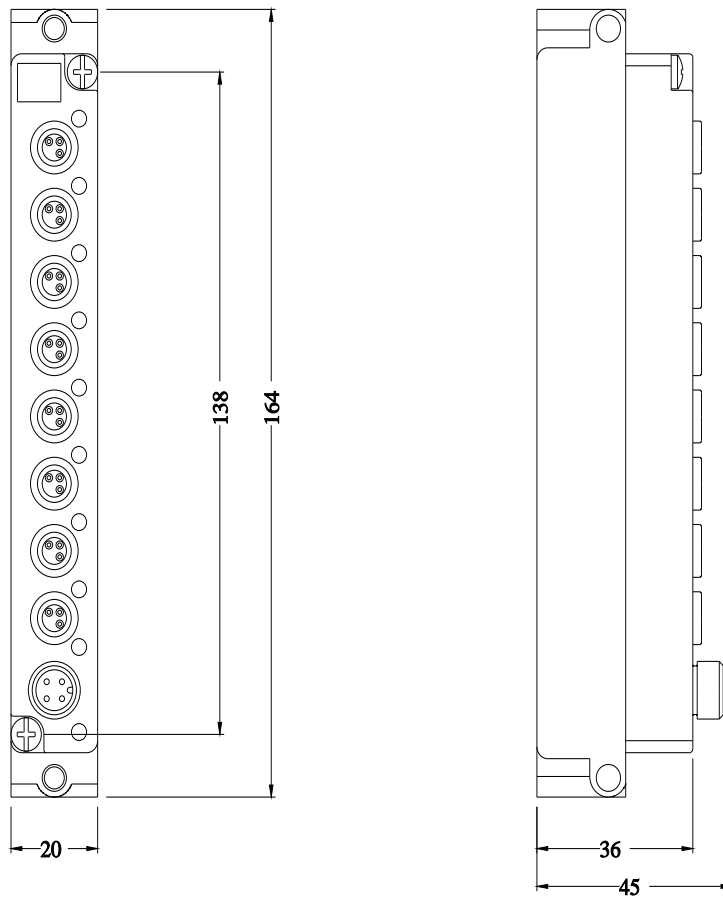
<http://support.automation.siemens.com/WW/CAXorder/default.aspx?lang=en&mlfb=3RK2400-1CT30-0AA3>

Service&Support (Manuals, Certificates, Characteristics, FAQs,...)

<https://support.industry.siemens.com/cs/ww/en/ps/3RK2400-1CT30-0AA3>

Image database (product images, 2D dimension drawings, 3D models, device circuit diagrams, EPLAN macros, ...)

http://www.automation.siemens.com/bilddb/cax_de.aspx?mlfb=3RK2400-1CT30-0AA3&lang=en



last modified:

9/5/2023 