

AS-i compact module K45 digital A/B slave, 4 DI, IP67 4 x input, maximum 200 mA  
4 x M12 socket Mounting plate 3RK1901-2EA00 or 3RK1901-2DA00 is to be ordered separately

General technical data	
design of the product	digital I/O modules for operation in the field, IP67 - K45
Type	4 inputs
design of the slave type	A/B slave
I/O configuration	0
ID/ID2 code	A/0
Number I/O sockets	4
type of electrical connection of the inputs and outputs	M12 screw-type terminals
AS interface total current input max	270 mA
operating voltage according to AS-Interface specification	26.5 ... 31.6 V
Ground terminal	Using PIN5 on the M12 sockets. Outgoing via flat tab sleeve (2.8 x 0.8 mm form A)
Addressing	front addressing socket
AS interface Connection Polarity reversal protection	built-in
Delivery note	the modules are delivered without mounting plate
Sensor supply	
type of voltage supply for power supply	using AS-Interface
input voltage	20 ... 30 V
property of the sensor supply short-circuit and overload resistant	Yes
ampacity of the sensor supply for all inputs	
• at ambient temperature 40 °C	200 mA
Inputs	
number of digital inputs	4
type of connection technology	2- and 3-wire technology
Input circuit	PNP transistor
type of voltage of the input voltages	DC
Inputs switching level High min	10 V
input current at digital input	
• for signal <1> minimum	6 mA
• with signal <0> maximum	1.5 mA
Inputs sensor supply using AS-Interface	short-circuit and overload resistant
Inputs socket assignment	
• PIN 1	sensor supply L+
• PIN 2	data input
• PIN 3	sensor supply L-
• PIN 4	data input
• PIN 5	ground terminal
design of the pin assignment of the inputs	standard assignment
Outputs	
number of digital outputs	0

## Display

### Status display

- |                                       |                    |
|---------------------------------------|--------------------|
| • display of I/Os                     | yellow LED         |
| • display of Uaux                     | not required       |
| • display of AS-Interface/diagnostics | green/red dual LED |

## Assignment of the data bits

### Assignment of data bits

- |            |                    |
|------------|--------------------|
| • socket   | PIN 4/2 = IN1 (D0) |
| • socket 2 | PIN 4/2 = IN2 (D1) |
| • socket 3 | PIN 4/2 = IN3 (D2) |
| • socket 4 | PIN 4/2 = IN4 (D3) |

## Ambient conditions

### ambient temperature

- |                    |                |
|--------------------|----------------|
| • during operation | -25 ... +85 °C |
| • during storage   | -40 ... +85 °C |

### protection class IP

IP67

## Mechanical data

width	45 mm
height	80 mm
depth	30 mm
fastening method	standard rail mounting/wall mounting using mounting plate for K45 compact module
shock resistance	15g / 11 ms

## Certificates/ approvals

### General Product Approval

### EMC

### Declaration of Conformity

[Confirmation](#)



## Marine / Shipping

## other



[Confirmation](#)

## other

[Miscellaneous](#)

## Further information

Siemens has decided to exit the Russian market (see here).

<https://press.siemens.com/global/en/pressrelease/siemens-wind-down-russian-business>

Siemens is working on the renewal of the current EAC certificates.

Please contact your local Siemens office on the status of validity of the EAC certification if you intend to import or offer to supply these products to an EAC relevant market (other than the sanctioned EAEU member states Russia or Belarus).

Information on the packaging

<https://support.industry.siemens.com/cs/ww/en/view/109813875>

Information- and Downloadcenter (Catalogs, Brochures,...)

<https://www.siemens.com/ic10>

Industry Mall (Online ordering system)

<https://mall.industry.siemens.com/mall/en/en/Catalog/product?mlfb=3RK2200-0CQ20-0AA3>

Cax online generator

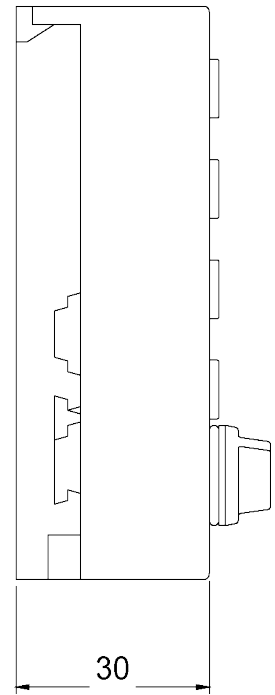
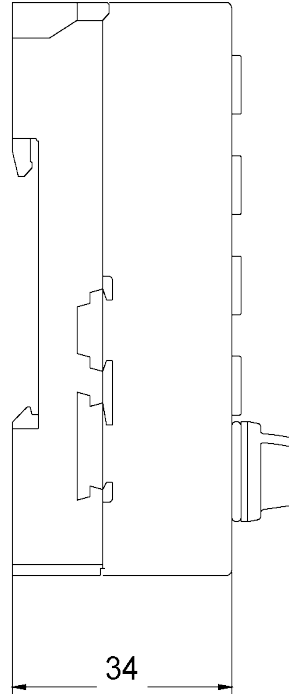
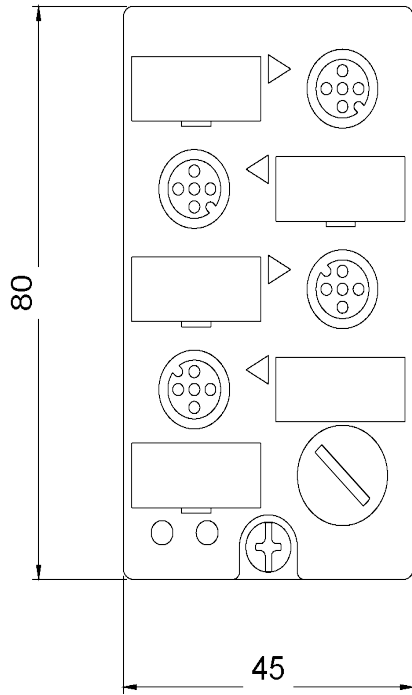
<http://support.automation.siemens.com/WW/CAXorder/default.aspx?lang=en&mlfb=3RK2200-0CQ20-0AA3>

Service&Support (Manuals, Certificates, Characteristics, FAQs,...)

<https://support.industry.siemens.com/cs/ww/en/ps/3RK2200-0CQ20-0AA3>

Image database (product images, 2D dimension drawings, 3D models, device circuit diagrams, EPLAN macros, ...)

[http://www.automation.siemens.com/bilddb/cax\\_de.aspx?mlfb=3RK2200-0CQ20-0AA3&lang=en](http://www.automation.siemens.com/bilddb/cax_de.aspx?mlfb=3RK2200-0CQ20-0AA3&lang=en)



last modified:

9/5/2023