



AS-i compact module K60 digital A/B slave, 4 DI, IP67 4 x input, maximum 200 mA
4 x M12 socket Y-II assignment Mounting plate 3RK1901-0CA00 must be ordered separately

General technical data	
design of the product	digital I/O modules for operation in the field, IP67 - K60
Type	4 inputs
design of the slave type	A/B slave
I/O configuration	0
ID/ID2 code	A/E
Number I/O sockets	4
type of electrical connection of the inputs and outputs	M12 screw-type terminals
AS interface total current input max	270 mA
operating voltage according to AS-Interface specification	18 ... 31.6 V
Ground terminal	PIN5 of each M12 socket is connected to the grounding wrist strap in the mounting plate using a pin
Addressing	front addressing socket
Delivery note	the modules are delivered without mounting plate
Sensor supply	
type of voltage supply for power supply	using AS-Interface
input voltage	16.5 ... 30 V
property of the sensor supply short-circuit and overload resistant	Yes
ampacity of the sensor supply for all inputs	200 mA
<ul style="list-style-type: none"> at ambient temperature 40 °C 	
Inputs	
number of digital inputs	4
type of connection technology	2- and 3-wire technology
Input circuit	PNP transistor
type of voltage of the input voltages	DC
Inputs switching level High min	10 V
input current at digital input	6 mA
<ul style="list-style-type: none"> for signal <1> minimum with signal <0> maximum 	
Inputs	short-circuit and overload resistant
<ul style="list-style-type: none"> sensor supply using AS-Interface socket assignment <ul style="list-style-type: none"> — PIN 1 — PIN 2 — PIN 3 — PIN 4 — PIN 5 	
design of the pin assignment of the inputs	Y-II assignment
<ul style="list-style-type: none"> sensor supply L+ data input II sensor supply L- data input I ground terminal 	
Outputs	
number of digital outputs	0

Outputs external power supply 24 V DC	not required	
Outputs		
• watchdog	not required	
Assignment of the data bits		
Assignment of data bits		
• socket	PIN 4 = IN1 (D0), PIN 2 = IN2 (D1)	
• socket 2	PIN 4 = IN2 (D1)	
• socket 3	PIN 4 = IN3 (D2) , PIN 2 = IN4 (D3)	
• socket 4	PIN 4 = IN4 (D3)	
• socket 5	not assigned (closed)	
• socket 6	not assigned (closed)	
• socket 7	not assigned (closed)	
• socket 8	not assigned (closed)	
Ambient conditions		
ambient temperature		
• during operation	-25 ... +85 °C	
• during storage	-40 ... +85 °C	
protection class IP	IP67	
Display		
Status display		
• display of I/Os	yellow LED	
• display of Uaux	not required	
• display of AS-Interface/diagnostics	green/red LED	
Mechanical data		
width	60 mm	
height	152 mm	
depth	29 mm	
fastening method	standard rail mounting/wall mounting using mounting plate for K60 compact module	
shock resistance	15g / 11 ms	
Certificates/ approvals		
General Product Approval	EMC	Declaration of Conformity

[Confirmation](#)



Marine / Shipping

other



[Confirmation](#)

[Miscellaneous](#)

Further information

Siemens is working on the renewal of the current EAC certificates.

Please contact your local Siemens office on the status of validity of the EAC certification if you intend to import or offer to supply these products to an EAC relevant market (other than the sanctioned EAEU member states Russia or Belarus).

Siemens has decided to exit the Russian market (see here).

<https://press.siemens.com/global/en/pressrelease/siemens-wind-down-russian-business>

Information on the packaging

<https://support.industry.siemens.com/cs/ww/en/view/109813875>

Information- and Downloadcenter (Catalogs, Brochures,...)

<https://www.siemens.com/ic10>

Industry Mall (Online ordering system)

<https://mall.industry.siemens.com/mall/en/en/Catalog/product?mlfb=3RK2200-0CQ00-0AA3>

Cax online generator

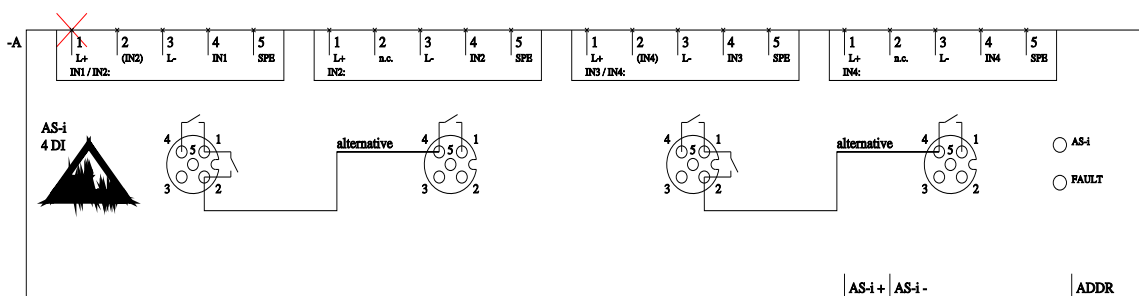
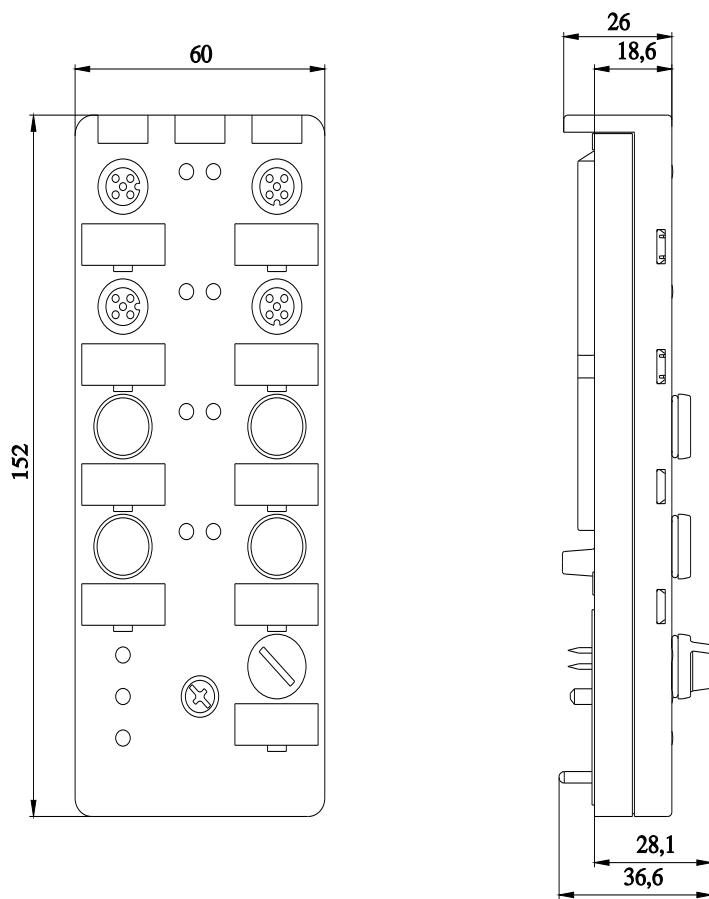
<http://support.automation.siemens.com/WW/CAXorder/default.aspx?lang=en&mlfb=3RK2200-0CQ00-0AA3>

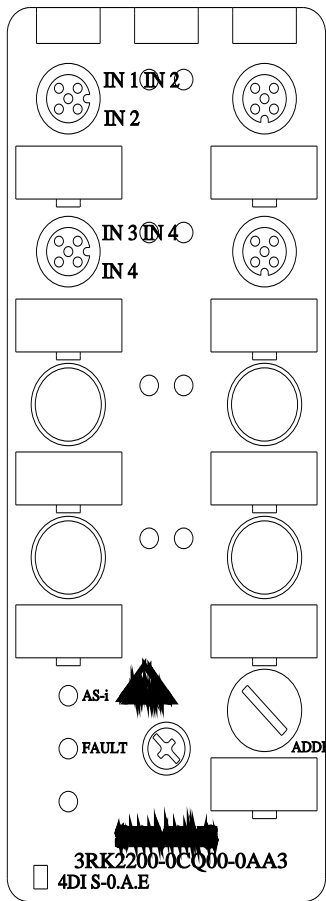
Service&Support (Manuals, Certificates, Characteristics, FAQs,...)

<https://support.industry.siemens.com/cs/ww/en/ps/3RK2200-0CQ00-0AA3>

Image database (product images, 2D dimension drawings, 3D models, device circuit diagrams, EPLAN macros, ...)

http://www.automation.siemens.com/bilddb/cax_de.aspx?mlfb=3RK2200-0CQ00-0AA3&lang=en





last modified:

9/5/2023