



AS-i compact module K60 digital A/B slave, 4 DQ, IP67 4 x output, 2 A 24 V DC maximal 4 A for all outputs 4 x M12 socket Y-II assignment Mounting plate 3RK1901-0CA00 must be ordered separately

General technical data	
design of the product	digital I/O modules for operation in the field, IP67 - K60
Type	4 outputs
design of the slave type	A/B slave (Spec. 3.0)
I/O configuration	7
ID/ID2 code	A/7
Number I/O sockets	4
type of electrical connection of the inputs and outputs	M12 screw-type terminals
AS interface total current input max	45 mA
operating voltage according to AS-Interface specification	18 ... 31.6 V
Ground terminal	PIN5 of each M12 socket is connected to the grounding wrist strap in the mounting plate using a pin
Addressing	front addressing socket
Delivery note	the modules are delivered without mounting plate
Note 2	An external additional supply (AUX POWER) of 20 to 30 V DC is required for the supply of the output circuits. The additional supply must comply with VDE 0106 (PELV), protection class III.
Inputs	
number of digital inputs	0
Input circuit	PNP transistor
Outputs	
number of digital outputs	4
type of voltage of output voltages	DC
Outputs external power supply 24 V DC	using black AS-Interface flat cable
ampacity of the semiconductor output at DC-13 at 24 V	2 A
Outputs aggregate current max	4 A
type of switching output	PNP transistor
design of the pin assignment of the outputs	Y-II assignment
Outputs socket assignment	3 = "-", 2/4 = output, 5 = ground terminal
property of the output short-circuit proof	Yes
Outputs	
• short-circuit protection	built-in
• induction protection	built-in
• watchdog	built-in
Assignment of the data bits	
Assignment of data bits	
• socket	not assigned (closed)
• socket 2	not assigned (closed)
• socket 3	not assigned (closed)
• socket 4	not assigned (closed)
• socket 5	PIN4 = OUT1 (D0), PIN2 = OUT2 (D1)

- socket 6
- socket 7
- socket 8

PIN4 = OUT2 (D1)
 PIN4 = OUT3 (D2), PIN2 = OUT4 (D3)
 PIN4 = OUT4 (D3)

Ambient conditions

ambient temperature	
• during operation	-25 ... +85 °C
• during storage	-40 ... +85 °C
protection class IP	IP67

Display



Status display	
• display of I/Os	yellow LED
• display of Uaux	green LED
• display of AS-Interface/diagnostics	green/red LED

Mechanical data

width	60 mm
height	152 mm
depth	29 mm
fastening method	standard rail mounting/wall mounting using mounting plate for K60 compact module
shock resistance	15g / 11 ms

Certificates/ approvals

General Product Approval	EMC	Declaration of Conformity
Confirmation 		  

Marine / Shipping	other
	 Confirmation Miscellaneous

Further information

Siemens is working on the renewal of the current EAC certificates.
 Please contact your local Siemens office on the status of validity of the EAC certification if you intend to import or offer to supply these products to an EAC relevant market (other than the sanctioned EAEU member states Russia or Belarus).

Siemens has decided to exit the Russian market (see here).
<https://press.siemens.com/global/en/pressrelease/siemens-wind-down-russian-business>

Information on the packaging
<https://support.industry.siemens.com/cs/ww/en/view/109813875>

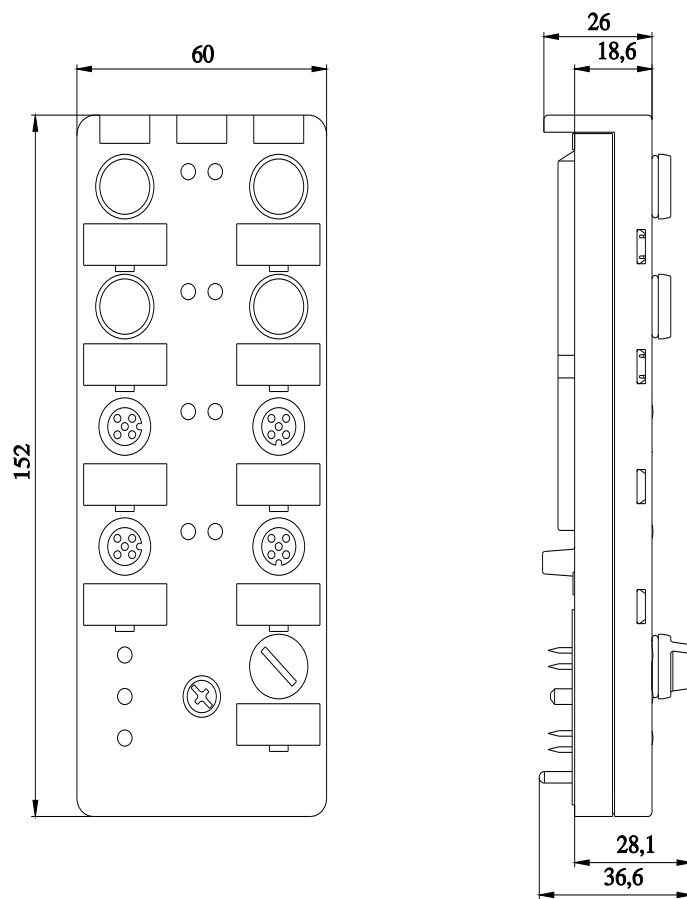
Information- and Downloadcenter (Catalogs, Brochures,...)
<https://www.siemens.com/ic10>

Industry Mall (Online ordering system)
<https://mall.industry.siemens.com/mall/en/en/Catalog/product?mlfb=3RK2100-1CQ00-0AA3>

Cax online generator
<http://support.automation.siemens.com/WW/CAXorder/default.aspx?lang=en&mlfb=3RK2100-1CQ00-0AA3>

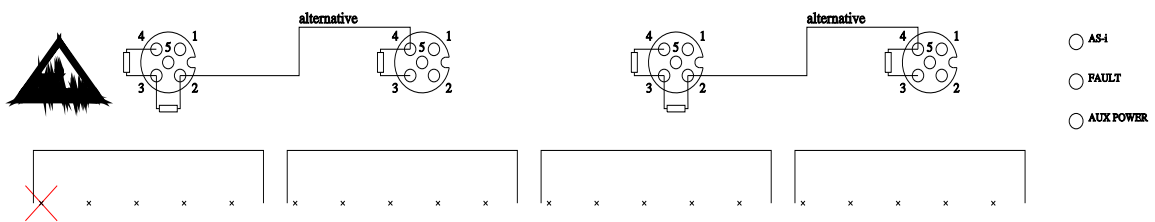
Service&Support (Manuals, Certificates, Characteristics, FAQs,...)
<https://support.industry.siemens.com/cs/ww/en/ps/3RK2100-1CQ00-0AA3>


Image database (product images, 2D dimension drawings, 3D models, device circuit diagrams, EPLAN macros, ...)
http://www.automation.siemens.com/bilddb/cax_de.aspx?mlfb=3RK2100-1CQ00-0AA3&lang=en



AS-i
4DO

x x x x x





last modified:

9/29/2023 