



AS-i SlimLine Compact module SC22.5 digital 4 DI/4 DQ, IP20 4 x inputs for 3-wire sensor Sensor supply can be switched over 4 x output, 2 A, 24 V DC maximal 4 A for all outputs Screw terminals Width 22.5 mm

product designation	Slimline Compact I/O module for use in the control cabinet
design of the product	AS-i SC22.5, 4DI/4DQ, Standard
General technical data	
protection class IP	IP20
design of the slave type	standard slave
AS-Interface slave profile	S-7.0.F
ID1 code	F; Factory setting, changeable
operating voltage according to AS-Interface specification	18 ... 31.6 V
product function suitable for AS-i Power24V	Yes
protocol is supported AS-Interface protocol	Yes
consumed current from profile conductors of the AS-Interface	
• at 30 V maximum	270 mA
• at 24 V with AS-i Power24V maximum	270 mA
type of address setting of AS-i slaves	via front addressing socket
display version	
• as status display of the inputs/outputs	LED yellow/red
• for AS-Interface	LED green/red
reference code	
• according to EN 61346-2	K
• according to DIN 40719 extended according to IEC 204-2 according to IEC 750	A
shock resistance	15g / 11 ms (modules) or 10g / 11 ms (modules with device connector)
other information	An auxiliary external feed (AUX POWER) of between 20 and 30 V DC is necessary for supplying the output circuits. The auxiliary feed must comply with IEC 60990 (PELV), protection class III.
Digital Inputs	
number of digital inputs	4
number of digital inputs safety-related	0
type of input characteristic	PNP Type 2
type of connection technology	2- and 3-wire technology
Sensor supply	
type of voltage supply for power supply	AS-Interface / U_AUX switchable
ampacity of the sensor supply for all inputs at ambient temperature 40 °C	500 mA
• note	200 mA with supply via AS interface / 500 mA with supply via Uaux
property of the sensor supply short-circuit and overload resistant	Yes
voltage drop at the sensor supply	
• from AS-interface	8.5 V
• from external auxiliary voltage	1 V
Digital Outputs	

number of digital outputs	4
type of switching output	PNP transistor
product function for power supply reverse polarity protection	Yes
property of the output short-circuit proof	Yes
product function	Built-in induction protection
total current of digital outputs per module maximum	4 A
type of voltage supply at the outputs	via AUX POWER
ampacity of the semiconductor output at DC-13 at 24 V	2 A

Analog inputs

number of analog inputs	0
-------------------------	---

Analog outputs

number of analog outputs	0
--------------------------	---

Device connector

ampacity of the interface to the device connector	
<ul style="list-style-type: none"> for AS-Interface 	2 A
<ul style="list-style-type: none"> for external auxiliary voltage 	4 A

Installation/ mounting/ dimensions

fastening method	screw and snap-on mounting
height	100 mm
width	22.5 mm
depth	120 mm

Ambient conditions

ambient temperature	
<ul style="list-style-type: none"> during operation 	-25 ... +70 °C
<ul style="list-style-type: none"> during storage 	-40 ... +85 °C

Connections/ Terminals

type of electrical connection of the inputs and outputs	Screw terminals
type of connectable conductor cross-sections	
<ul style="list-style-type: none"> solid 	1x (0.5 ... 2.5 mm ²), 2x (0.5 ... 1.5 mm ²)
<ul style="list-style-type: none"> finely stranded with core end processing 	1x (0.25 ... 2.5 mm ²), 2x (0.25 ... 1.0 mm ²)
<ul style="list-style-type: none"> finely stranded without core end processing 	Not permitted
<ul style="list-style-type: none"> for AWG cables solid 	1x (24 ... 14), 2x (24 ... 16)
<ul style="list-style-type: none"> for AWG cables stranded 	Not permitted



Certificates/ approvals

General Product Approval	EMC	Declaration of Conformity
Confirmation  	  <small>EG-Konf.</small>	

Test Certificates

Test Certificates	Marine / Shipping
Type Test Certificates/Test Report Special Test Certificate	   

Marine / Shipping

Marine / Shipping	other
 	Confirmation

Further information

Siemens is working on the renewal of the current EAC certificates.
Please contact your local Siemens office on the status of validity of the EAC certification if you intend to import or offer to supply these products to an EAC relevant market (other than the sanctioned EAEU member states Russia or Belarus).
Siemens has decided to exit the Russian market (see here).

<https://press.siemens.com/global/en/pressrelease/siemens-wind-down-russian-business>

Information on the packaging

<https://support.industry.siemens.com/cs/ww/en/view/109813875>

Information- and Downloadcenter (Catalogs, Brochures,...)

<https://www.siemens.com/ic10>

Industry Mall (Online ordering system)

<https://mall.industry.siemens.com/mall/en/en/Catalog/product?mlfb=3RK1400-2CE00-2AA2>

Cax online generator

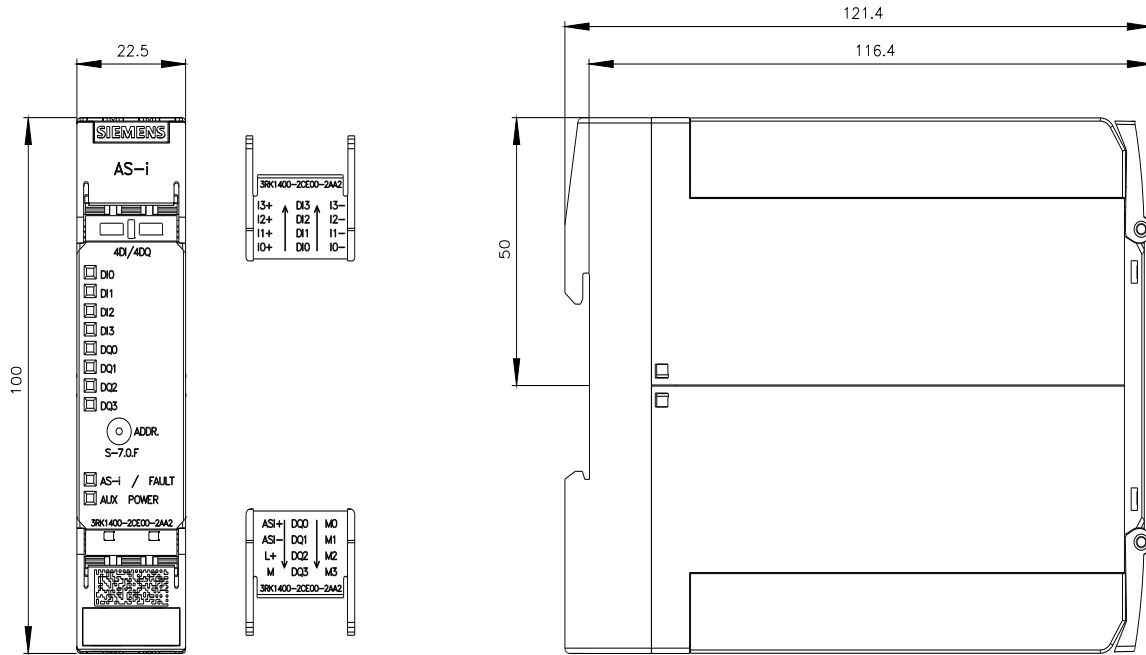
<http://support.automation.siemens.com/WWW/CAXorder/default.aspx?lang=en&mlfb=3RK1400-2CE00-2AA2>

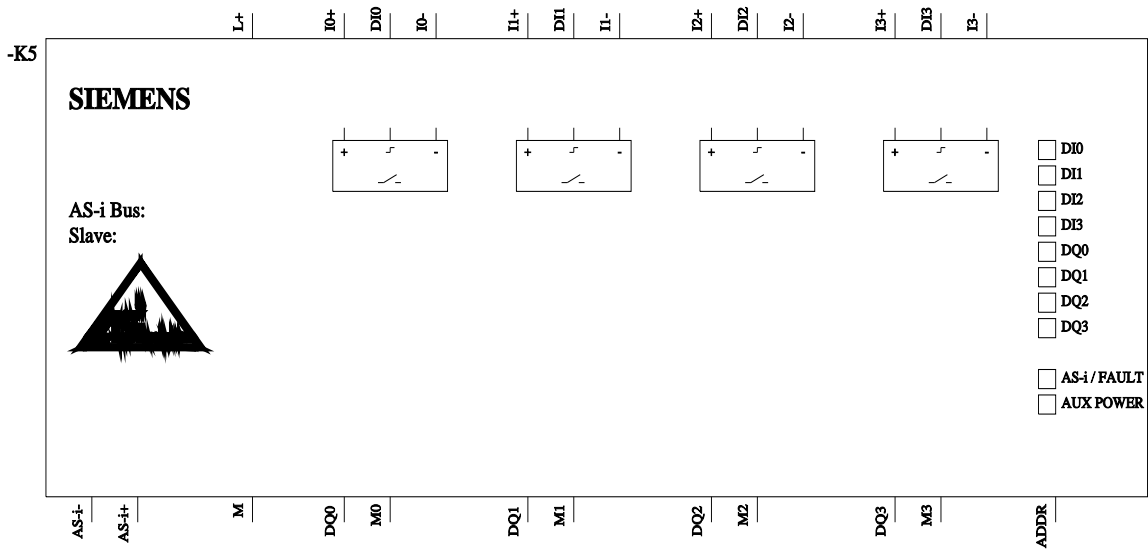
Service&Support (Manuals, Certificates, Characteristics, FAQs,...)

<https://support.industry.siemens.com/cs/ww/en/ps/3RK1400-2CE00-2AA2>

Image database (product images, 2D dimension drawings, 3D models, device circuit diagrams, EPLAN macros, ...)

http://www.automation.siemens.com/bilddb/cax_de.aspx?mlfb=3RK1400-2CE00-2AA2&lang=en





last modified:

8/11/2023