

SIRIUS motor starter M200D AS-i Communication: AS-Interface Reversing starter Basic Electronic switching AC-3, 0.75KW / 400 V 0.15 A...2.00 A Electronic overload protection Thermistor: THERMOCLICK / PTC without brake contact 2DI AS-i + 2DI / 1DO on device Han Q4/2 - Han Q8/0



product brand name	SIRIUS
product designation	Motor starters
design of the product	reversing starter
product type designation	M200D
product function	
• on-site operation	No
• control circuit interface to parallel wiring	No
insulation voltage rated value	500 V
degree of pollution	3
surge voltage resistance rated value	6 000 V
maximum permissible voltage for protective separation	
• between main and auxiliary circuit	400 V
• between control and auxiliary circuit	24 V
protection class IP	IP65
shock resistance	12g / 11 ms
type of assignment	1
certificate of suitability	CE
Substance Prohibitance (Date)	07/01/2006
SVHC substance name	Blei - 7439-92-1 Bleimonoxid (Bleioxid) - 1317-36-8 2,2',6,6'-Tetrabrom-4,4'-isopropylidendi - 79-94-7
product function	
• direct start	No
• reverse starting	Yes
product component motor brake output	No
product feature	
• brake control with 230 V AC	No
• brake control with 400 V AC	No
• brake control with 24 V DC	No
• brake control with 180 V DC	No
• brake control with 500 V DC	No
product extension braking module for brake control	No
product function short circuit protection	Yes
design of short-circuit protection	circuit-breakers
maximum short-circuit current breaking capacity (Icu)	
• at 400 V rated value	50 000 A
• at 500 V rated value	20 000 A
EMC emitted interference according to IEC 60947-1	CISPR11, ambience A (group 2)
EMC immunity according to IEC 60947-1	corresponds to degree of severity 3, ambience A (industrial sector)
conducted interference	
• due to burst according to IEC 61000-4-4	2 kV network connection / 1 kV control connection

<ul style="list-style-type: none"> • due to conductor-earth surge according to IEC 61000-4-5 • due to conductor-conductor surge according to IEC 61000-4-5 	2 kV 1 kV
touch protection against electrical shock	finger-safe
Main circuit	
number of poles for main current circuit	3
design of the switching contact	solid-state / thyristor / 2 phases
adjustable current response value current of the current-dependent overload release	0.15 ... 2 A
type of the motor protection	full motor protection
operating voltage rated value	200 ... 440 V
operational current	
<ul style="list-style-type: none"> • at AC at 400 V rated value • at AC-3 at 400 V rated value 	2 A 2 A
operating power	
<ul style="list-style-type: none"> • at AC-3 <ul style="list-style-type: none"> — at 400 V rated value — at 500 V rated value • at AC-3e <ul style="list-style-type: none"> — at 400 V rated value — at 500 V rated value 	0.75 kW 750 W 1 kW 0.75 kW
product function	
<ul style="list-style-type: none"> • digital inputs parameterizable • digital outputs parameterizable 	No No
number of digital inputs	4
number of sockets	
<ul style="list-style-type: none"> • for digital output signals • for digital input signals 	1 4
number of digital outputs	1
Supply voltage	
type of voltage of the supply voltage	DC
supply voltage 1 at DC	24 V
supply voltage 1 at DC rated value	30 V
<ul style="list-style-type: none"> • minimum permissible • maximum permissible 	26.5 V 31.6 V
Control circuit/ Control	
type of voltage of the control supply voltage	DC
control supply voltage at DC rated value	20.4 ... 28.8 V
control supply voltage 1	
<ul style="list-style-type: none"> • at DC rated value • at DC rated value • at DC 	24 V 20.4 ... 28.8 V 20.4 ... 28.8 V
control current at DC	
<ul style="list-style-type: none"> • in standby mode of operation • during operation 	100 mA 600 mA
power loss [W] in auxiliary and control circuit	
<ul style="list-style-type: none"> • in switching state OFF with bypass circuit • in switching state ON with bypass circuit 	1.9584 W 6.9408 W
Response times	
ON-delay time	25 ms
OFF-delay time	35 ms
mounting position	vertical, horizontal, flat
<ul style="list-style-type: none"> • recommended 	horizontal
fastening method	screw fixing
height	215 mm
width	294 mm
depth	159 mm
Ambient conditions	
installation altitude at height above sea level maximum	2 000 m
ambient temperature	
<ul style="list-style-type: none"> • during operation 	-25 ... +55 °C

<ul style="list-style-type: none"> during storage during transport 	-40 ... +70 °C
relative humidity during operation	10 ... 95 %
protocol is supported	
<ul style="list-style-type: none"> PROFIBUS DP protocol PROFINET protocol 	No
design of the interface	
<ul style="list-style-type: none"> AS-Interface protocol PROFINET protocol PROFIBUS DP protocol 	Yes No No
product function bus communication	Yes
protocol is supported AS-Interface protocol	Yes
product function control circuit interface with IO link	No
type of electrical connection of the communication interface	M12 plug
type of electrical connection	
<ul style="list-style-type: none"> for main current circuit for auxiliary and control circuit 	plug according to ISO 23570, HAN Q4/2 connector
type of electrical connection	
<ul style="list-style-type: none"> 1 for digital input signals 1 for digital output signals 2 for digital input signals 3 for digital input signals 4 for digital input signals 	M12 socket M12 socket M12 socket M12 socket M12 socket
type of electrical connection	
<ul style="list-style-type: none"> at the manufacturer-specific device interface for device addressing for supply voltage line-side 	optical interface M12 plug M12 plug
full-load current (FLA) for 3-phase AC motor at 480 V rated value	1.6 A
yielded mechanical performance [hp]	
<ul style="list-style-type: none"> for 3-phase AC motor <ul style="list-style-type: none"> — at 460/480 V rated value 	0.7 hp
operating voltage at AC at 60 Hz according to CSA and UL rated value	480 V

Certificates/ approvals

General Product Approval	EMC
--------------------------	-----



[Confirmation](#)



Declaration of Conformity	Test Certificates	other	Dangerous Good
---------------------------	-------------------	-------	----------------



[Type Test Certificates/Test Report](#)



[Confirmation](#)

[Transport Information](#)

Further information

Siemens has decided to exit the Russian market (see here).

<https://press.siemens.com/global/en/pressrelease/siemens-wind-down-russian-business>

Siemens is working on the renewal of the current EAC certificates.

Please contact your local Siemens office on the status of validity of the EAC certification if you intend to import or offer to supply these products to an EAC relevant market (other than the sanctioned EAEU member states Russia or Belarus).

Information on the packaging

<https://support.industry.siemens.com/cs/ww/en/view/109813875>

Information- and Downloadcenter (Catalogs, Brochures,...)

<https://www.siemens.com/ic10>

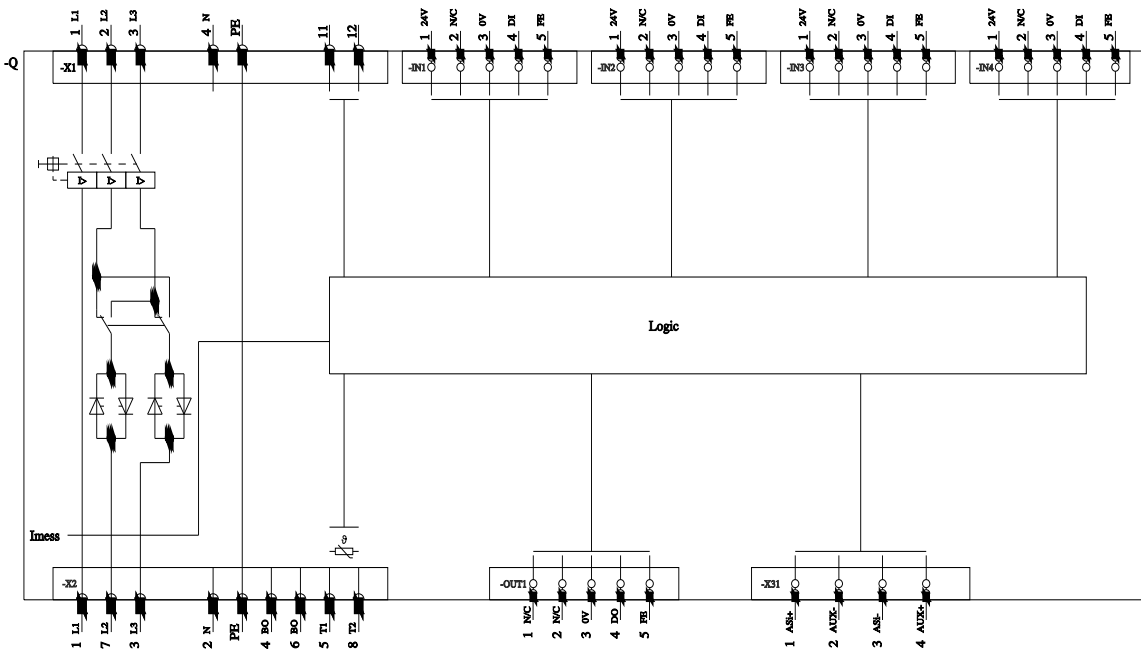
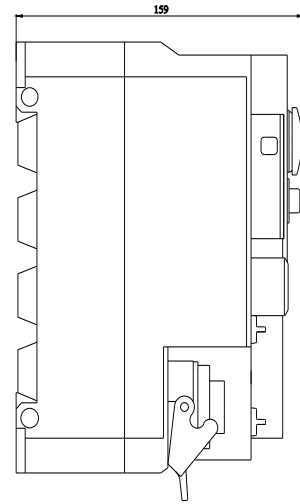
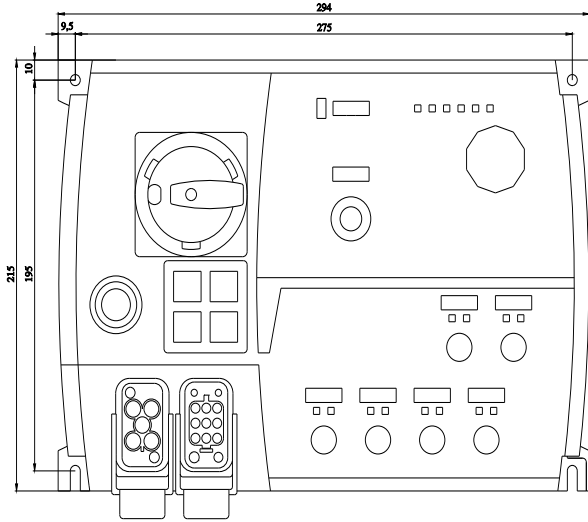
Industry Mall (Online ordering system)

<https://mall.industry.siemens.com/mall/en/en/Catalog/product?mlfb=3RK1315-6KS71-1AA0>

Cax online generator

<http://support.automation.siemens.com/WW/CAXorder/default.aspx?lang=en&mlfb=3RK1315-6KS71-1AA0>

Service&Support (Manuals, Certificates, Characteristics, FAQs,...)



last modified:

8/9/2023 