

SIRIUS motor starter M200D AS-i Communication: AS-Interface DOL starter Basic Electronic switching AC-3, 0.75KW / 400 V 0.15 A...2.00 A Electronic overload protection Thermistor: THERMOCLICK / PTC without brake contact 2DI AS-i + 2DI / 1DO on device Han Q4/2 - Han Q8/0



<b>product brand name</b>	SIRIUS
<b>product designation</b>	Motor starters
<b>design of the product</b>	direct starter
<b>product type designation</b>	M200D
<b>product function</b>	
• on-site operation	No
• control circuit interface to parallel wiring	No
<b>insulation voltage rated value</b>	500 V
<b>degree of pollution</b>	3
<b>surge voltage resistance rated value</b>	6 000 V
<b>maximum permissible voltage for protective separation</b>	
• between main and auxiliary circuit	400 V
• between control and auxiliary circuit	24 V
<b>protection class IP</b>	IP65
<b>shock resistance</b>	12g / 11 ms
<b>type of assignment</b>	1
<b>certificate of suitability</b>	CE
<b>Substance Prohibitance (Date)</b>	07/01/2006
<b>SVHC substance name</b>	Blei - 7439-92-1 Bleimonoxid (Bleioxid) - 1317-36-8 2,2',6,6'-Tetrabrom-4,4'-isopropylidendi - 79-94-7
<b>product function</b>	
• direct start	Yes
• reverse starting	No
<b>product component motor brake output</b>	No
<b>product feature</b>	
• brake control with 230 V AC	No
• brake control with 400 V AC	No
• brake control with 24 V DC	No
• brake control with 180 V DC	No
• brake control with 500 V DC	No
<b>product extension braking module for brake control</b>	No
<b>product function short circuit protection</b>	Yes
<b>design of short-circuit protection</b>	circuit-breakers
<b>maximum short-circuit current breaking capacity (Icu)</b>	
• at 400 V rated value	50 000 A
• at 500 V rated value	20 000 A
EMC emitted interference according to IEC 60947-1	CISPR11, ambience A (group 2)
EMC immunity according to IEC 60947-1	corresponds to degree of severity 3, ambience A (industrial sector)
<b>conducted interference</b>	
• due to burst according to IEC 61000-4-4	2 kV network connection / 1 kV control connection

<ul style="list-style-type: none"> <li>• due to conductor-earth surge according to IEC 61000-4-5</li> <li>• due to conductor-conductor surge according to IEC 61000-4-5</li> </ul>	<p>2 kV</p> <p>1 kV</p>
<b>touch protection against electrical shock</b>	finger-safe
<b>Main circuit</b>	
<b>number of poles for main current circuit</b>	3
<b>design of the switching contact</b>	solid-state / thyristor / 2 phases
<b>adjustable current response value current of the current-dependent overload release</b>	0.15 ... 2 A
<b>type of the motor protection</b>	full motor protection
operating voltage rated value	200 ... 440 V
<b>operational current</b>	
<ul style="list-style-type: none"> <li>• at AC at 400 V rated value</li> <li>• at AC-3 at 400 V rated value</li> </ul>	<p>2 A</p> <p>2 A</p>
<b>operating power</b>	
<ul style="list-style-type: none"> <li>• at AC-3 <ul style="list-style-type: none"> <li>— at 400 V rated value</li> <li>— at 500 V rated value</li> </ul> </li> <li>• at AC-3e <ul style="list-style-type: none"> <li>— at 400 V rated value</li> <li>— at 500 V rated value</li> </ul> </li> </ul>	<p>0.75 kW</p> <p>750 W</p> <p>1 kW</p> <p>0.75 kW</p>
<b>product function</b>	
<ul style="list-style-type: none"> <li>• digital inputs parameterizable</li> <li>• digital outputs parameterizable</li> </ul>	<p>No</p> <p>No</p>
<b>number of digital inputs</b>	4
<b>number of sockets</b>	
<ul style="list-style-type: none"> <li>• for digital output signals</li> <li>• for digital input signals</li> </ul>	<p>1</p> <p>4</p>
<b>number of digital outputs</b>	1
<b>Supply voltage</b>	
<b>type of voltage of the supply voltage</b>	DC
<b>supply voltage 1 at DC</b>	24 V
<b>supply voltage 1 at DC rated value</b>	30 V
<ul style="list-style-type: none"> <li>• minimum permissible</li> <li>• maximum permissible</li> </ul>	<p>26.5 V</p> <p>31.6 V</p>
<b>Control circuit/ Control</b>	
<b>type of voltage of the control supply voltage</b>	DC
control supply voltage at DC rated value	20.4 ... 28.8 V
<b>control supply voltage 1</b>	
<ul style="list-style-type: none"> <li>• at DC rated value</li> <li>• at DC rated value</li> <li>• at DC</li> </ul>	<p>24 V</p> <p>20.4 ... 28.8 V</p> <p>20.4 ... 28.8 V</p>
<b>control current at DC</b>	
<ul style="list-style-type: none"> <li>• in standby mode of operation</li> <li>• during operation</li> </ul>	<p>100 mA</p> <p>600 mA</p>
<b>power loss [W] in auxiliary and control circuit</b>	
<ul style="list-style-type: none"> <li>• in switching state OFF with bypass circuit</li> <li>• in switching state ON with bypass circuit</li> </ul>	<p>1.9584 W</p> <p>2.1888 W</p>
<b>Response times</b>	
<b>ON-delay time</b>	25 ms
<b>OFF-delay time</b>	35 ms
<b>mounting position</b>	vertical, horizontal, flat
<ul style="list-style-type: none"> <li>• recommended</li> </ul>	horizontal
<b>fastening method</b>	screw fixing
<b>height</b>	215 mm
<b>width</b>	294 mm
<b>depth</b>	159 mm
<b>Ambient conditions</b>	
installation altitude at height above sea level maximum	2 000 m
<b>ambient temperature</b>	
<ul style="list-style-type: none"> <li>• during operation</li> </ul>	-25 ... +55 °C

<ul style="list-style-type: none"> <li>during storage</li> <li>during transport</li> </ul>	-40 ... +70 °C
relative humidity during operation	10 ... 95 %
<b>protocol is supported</b>	
<ul style="list-style-type: none"> <li>PROFIBUS DP protocol</li> <li>PROFINET protocol</li> </ul>	No
<b>design of the interface</b>	
<ul style="list-style-type: none"> <li>AS-Interface protocol</li> <li>PROFINET protocol</li> <li>PROFIBUS DP protocol</li> </ul>	Yes No No
<b>product function bus communication</b>	Yes
protocol is supported AS-Interface protocol	Yes
product function control circuit interface with IO link	No
type of electrical connection of the communication interface	M12 plug
<b>type of electrical connection</b>	
<ul style="list-style-type: none"> <li>for main current circuit</li> <li>for auxiliary and control circuit</li> </ul>	plug according to ISO 23570, HAN Q4/2 connector
<b>type of electrical connection</b>	
<ul style="list-style-type: none"> <li>1 for digital input signals</li> <li>1 for digital output signals</li> <li>2 for digital input signals</li> <li>3 for digital input signals</li> <li>4 for digital input signals</li> </ul>	M12 socket M12 socket M12 socket M12 socket M12 socket
<b>type of electrical connection</b>	
<ul style="list-style-type: none"> <li>at the manufacturer-specific device interface</li> <li>for device addressing</li> <li>for supply voltage line-side</li> </ul>	optical interface M12 plug M12 plug
full-load current (FLA) for 3-phase AC motor at 480 V rated value	1.6 A
<b>yielded mechanical performance [hp]</b>	
<ul style="list-style-type: none"> <li>for 3-phase AC motor</li> <li>— at 460/480 V rated value</li> </ul>	0.7 hp
operating voltage at AC at 60 Hz according to CSA and UL rated value	480 V

#### Certificates/ approvals

General Product Approval	EMC
--------------------------	-----



[Confirmation](#)



Declaration of Conformity	Test Certificates	other
---------------------------	-------------------	-------



[Type Test Certificates/Test Report](#)



[Confirmation](#)

#### Further information

Siemens has decided to exit the Russian market (see here).

<https://press.siemens.com/global/en/pressrelease/siemens-wind-down-russian-business>

Siemens is working on the renewal of the current EAC certificates.

Please contact your local Siemens office on the status of validity of the EAC certification if you intend to import or offer to supply these products to an EAC relevant market (other than the sanctioned EAEU member states Russia or Belarus).

Information on the packaging

<https://support.industry.siemens.com/cs/ww/en/view/109813875>

Information- and Downloadcenter (Catalogs, Brochures,...)

<https://www.siemens.com/ic10>

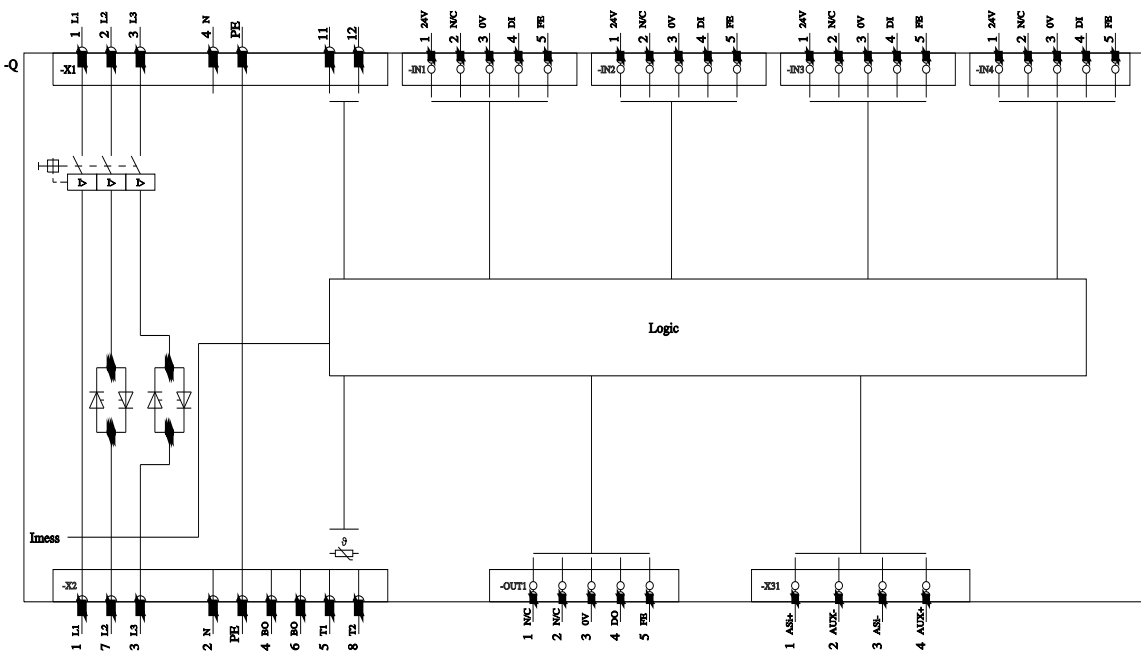
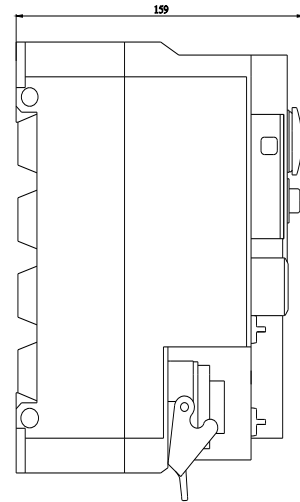
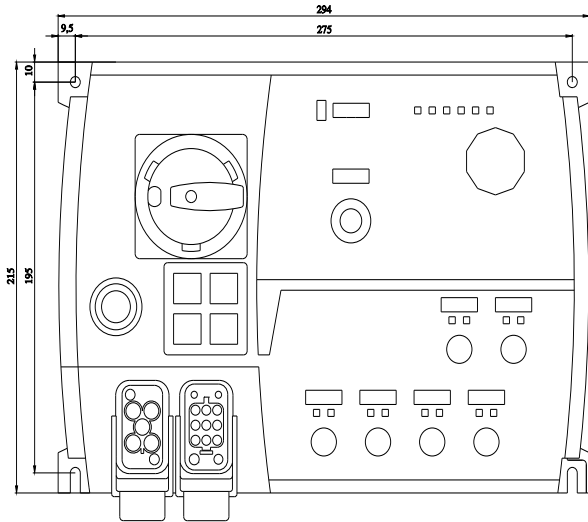
Industry Mall (Online ordering system)

<https://mall.industry.siemens.com/mall/en/en/Catalog/product?mlfb=3RK1315-6KS71-0AA0>

Cax online generator

<http://support.automation.siemens.com/WW/CAXorder/default.aspx?lang=en&mlfb=3RK1315-6KS71-0AA0>

Service&Support (Manuals, Certificates, Characteristics, FAQs,...)



---

last modified:

8/9/2023 