




Infeed left Connection main circuit: input: Screw, Outgoing feeder: Spring 3 slots for compact load feeders Connection terminal maximum 50 mm<sup>2</sup> / 70 mm<sup>2</sup>

| General technical data   |    |  |
|--|----|--|
| product brand name   |    | SIRIUS   |
| product designation  |    | infeed left  |
| protection class IP on the front according to IEC 60529  |    | IP20; IP20 with box terminal/cover   |
| touch protection on the front according to IEC 60529   |    | Finger-safe, for vertical contact  |
| degree of pollution  |    | 3  |
| number of slots for compact feeder   |    | 3  |
| installation altitude at height above sea level maximum  | m  | 2 000  |
| ambient temperature  |    |  |
| • during transport   | °C | -55 ... +80  |
| • during storage   | °C | -55 ... +80  |
| • during operation   | °C | -20 ... +60  |
| vibration resistance   |    | f = 4 to 5.8 Hz; d = 15 mm; f = 5.8 to 500 Hz; a = 2 m / s <sup>2</sup> 10 cycles    |
| shock resistance   |    | Semi-sinusoidal a = 6 m/s <sup>2</sup> at 10 ms; 3 pos. and 3 neg. Shock in all axes |
| reference code   |    |  |
| • according to IEC 81346-2   |    | W  |
| • according to EN 61346-2  |    | W  |
| Main circuit   |    |  |
| operational current at AC at 400 V rated value   | A  | 100  |
| operating voltage at AC-3 rated value maximum  | V  | 690  |
| Installation/ mounting/ dimensions   |    |  |
| fastening method   |    | screw and snap-on mounting   |
| width  | mm | 205  |
| height   | mm | 208  |
| depth  | mm | 155  |
| Connections/ Terminals   |    |  |
| type of electrical connection for main current circuit   |    | spring-loaded terminals  |
| stripped length for main contacts  | mm | 17   |
| type of connectable conductor cross-sections for supply for main contacts using the upper clamping point |    |  |
| • solid  |    | 2.5 ... 70 mm <sup>2</sup>   |
| • stranded   |    | 2.5 ... 70 mm <sup>2</sup>   |
| • finely stranded with core end processing   |    | 2.5 ... 35 mm <sup>2</sup>   |
| • finely stranded without core end processing  |    | 4 ... 50 mm <sup>2</sup>   |
| type of connectable conductor cross-sections for supply for main contacts using the lower clamping point |    |  |
| • solid  |    | 2.5 ... 70 mm <sup>2</sup>   |
| • stranded   |    | 2.5 ... 70 mm <sup>2</sup>   |
| • finely stranded with core end processing   |    | 2.5 ... 50 mm <sup>2</sup>   |





|   |  |  |
|---|--|--|
| <ul style="list-style-type: none"> <li>finely stranded without core end processing</li> </ul>   |  | 10 ... 50 mm <sup>2</sup>  |
| <b>type of connectable conductor cross-sections for supply for main contacts using both clamping points</b> <ul style="list-style-type: none"> <li>solid</li> <li>stranded</li> <li>finely stranded with core end processing</li> <li>finely stranded without core end processing</li> </ul>  |  | 2 x (2.5 ... 50 mm <sup>2</sup> )<br>2 x (2.5 ... 50 mm <sup>2</sup> )<br>2 x (2.5 ... 35 mm <sup>2</sup> )<br>2 x (4 ... 35 mm <sup>2</sup> ) |
| <b>type of connectable conductor cross-sections for AWG cables</b> <ul style="list-style-type: none"> <li>for supply for main contacts using the upper clamping point</li> <li>for supply for main contacts using the lower clamping point</li> <li>for supply for main contacts using both clamping points</li> <li>for main contacts for load-side outgoing feeder</li> </ul> |  | 10 ... 2/0<br>10 ... 2/0<br>2 x (10 ... 1/0)<br>2 x (16 ... 10), 1 x (16 ... 8)  |

**Certificates/ approvals**

| General Product Approval  | EMC  | Declaration of Conformity  | Test Certificates   |
|---|--|--|---|
| <a href="#">Confirmation</a><br><br>UL | <br>EAC | <br>RCM | <br>EG-Konf. |

[Type Test Certificates/Test Report](#)

**Marine / Shipping**

| Marine / Shipping   | other   |
|---|---|
| <br>ABS | <br>DNV |
| <br>LRS | <br>PRS |

[Confirmation](#)

**Further information**

Siemens has decided to exit the Russian market (see here).  
<https://press.siemens.com/global/en/pressrelease/siemens-wind-down-russian-business>

Siemens is working on the renewal of the current EAC certificates.  
 Please contact your local Siemens office on the status of validity of the EAC certification if you intend to import or offer to supply these products to an EAC relevant market (other than the sanctioned EAEU member states Russia or Belarus).

Information on the packaging  
<https://support.industry.siemens.com/cs/ww/en/view/109813875>

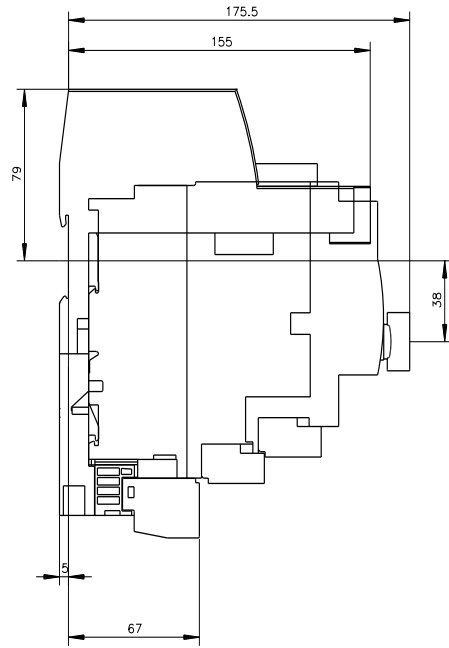
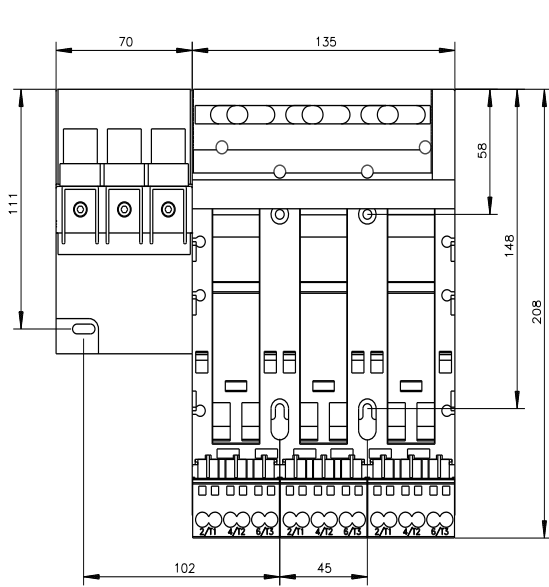
Information- and Downloadcenter (Catalogs, Brochures,...)  
<https://www.siemens.com/ic10>

Industry Mall (Online ordering system)  
<https://mall.industry.siemens.com/mall/en/en/Catalog/product?mlfb=3RA6813-8AC>

Cax online generator  
<http://support.automation.siemens.com/WW/CAXorder/default.aspx?lang=en&mlfb=3RA6813-8AC>

Service&Support (Manuals, Certificates, Characteristics, FAQs,...)  
<https://support.industry.siemens.com/cs/ww/en/ps/3RA6813-8AC>

Image database (product images, 2D dimension drawings, 3D models, device circuit diagrams, EPLAN macros, ...)  
[http://www.automation.siemens.com/bilddb/cax\\_de.aspx?mlfb=3RA6813-8AC&lang=en](http://www.automation.siemens.com/bilddb/cax_de.aspx?mlfb=3RA6813-8AC&lang=en)



last modified:

12/15/2020 