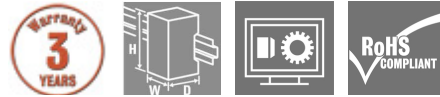


ConnectPower CP DC UPS 24V 20A/10A

Weidmüller Interface GmbH & Co. KG
Klingenbergstraße 26
D-32758 Detmold
Germany
Fon: +49 5231 14-0
Fax: +49 5231 14-292083
www.weidmueller.com



The UPS control unit together with the associated battery module and the power supply unit form a complete DC UPS system. In normal operation, the input voltage from the UPS control unit is connected directly to the load. In the event of a mains failure (drop of the DC input voltage) the system switches instantly to battery operation.

Once the mains supply has been restored, the system switches back to normal operation and the battery is fully recharged by the integrated charger.

Three relay outputs, as well as three additional active transistor outputs and a control input to lock battery operation, provide full remote control by means of SPS or DCS control. Numerous modes of operation and an easy-to-use status display provide rapid fault diagnosis and optimum customisation to the application.

General ordering data

Type	CP DC UPS 24V 20A/10A
Order No.	1370050010
Version	UPS control unit
GTIN (EAN)	4050118202335
Qty.	1 pc(s).

ConnectPower CP DC UPS 24V 20A/10A

Weidmüller Interface GmbH & Co. KG
Klingenbergstraße 26
D-32758 Detmold
Germany
Fon: +49 5231 14-0
Fax: +49 5231 14-292083
www.weidmueller.com

Technical data

Dimensions and weights

Width	66	Width (inches)	2.598 inch
Height	130 mm	Height (inches)	5.118 inch
Depth	150 mm	Depth (inches)	5.905 inch
Net weight	1,146 g		

Temperatures

Humidity	5...95 %, no condensation	Operating temperature, max.	70 °C
Operating temperature, min.	-25 °C	Storage temperature, max.	85 °C
Storage temperature, min.	-40 °C	Operating temperature	-25 °C...70 °C
Storage temperature	-40 °C...85 °C		

Environmental Product Compliance

REACH SVHC	Lead 7439-92-1
------------	----------------

Battery module

Parallel connection option	Yes, max. 2	Rated voltage	24 V
Storage medium	1.3 Ah, 3.4 Ah, 7.2 Ah, 12 Ah, 17 Ah, Selectable with rotary switch		

Integrated battery charger

Battery availability test	every minute	Charging current	0.15 CA
Charging feature	IU characteristic curve	Charging voltage (temperature compensated)	27, 48 V @ 20°C
Temperature coefficient	- 48 mV / °C		

Operating interfaces and control inputs

DIP switch	Inversion of transistor outputs. Operation without temperature probe	Output current selector switch	20 A, 10 A
Remote disconnection (Interlock)	Yes	Selector switch battery	1.3 Ah, 3.4 Ah, 7.2 Ah, 12 Ah, 17 Ah, No Battery, Service
Selector switch buffer times	0.5 min, 1 min, 3 min, 5 min, 10 min, 20 min, 30 min, 45 min, ∞, ∞ w/0	Temperature probe	NTC 100 kΩ

Input

DC current consumption	max. 200 mA (without battery), max. 0.5 A (with fully charged battery)	DC input voltage range	20...30 V DC
Input current	≤ 13A (for 10A), ≤ 23A (for 20A)	Input fuse (internal)	Yes
Max. approved input current	28 A	Rated input voltage	24 V DC
Wire connection method	Screw connection		

ConnectPower CP DC UPS 24V 20A/10A

Weidmüller Interface GmbH & Co. KG
Klingenbergstraße 26
D-32758 Detmold
Germany
Fon: +49 5231 14-0
Fax: +49 5231 14-292083
www.weidmueller.com

Technical data

Output

Continuous output current @ $U_{Nominal}$	24 A @ 45 °C, 20 A @ 60 °C, 15 A @ 70 °C	Nominal output current for U_{nom}	20 A @ 60 °C
Output current, max.	24 A	Output voltage	$V_o = V_{in} - 0.2$ V normal operation (I_{max}), $V_o = V_{in} - 0.3$ V battery supply (I_{max})
Overload protection	Yes	Parallel connection option	Yes, max. 2, Yes, with diode module
Protection against inverse voltage	Yes	Rated output voltage	24 V DC \pm 1 %
Reserve capacity @ $U_{Nominal}$	24 A for 1 min, ED = 5 %	Residual ripple, breaking spikes	< 50 mV _{pp} @ 24 V DC, I_N
Temperature coefficient	- 48 mV / °C	Temperature probe	NTC 100 k Ω
Wire connection method	Screw connection		

General data

Buffer times	Depending on the connected battery	Clip-in foot	metal
Current limiting	> 120% I_N	Degree of efficiency	\geq 96% normal mode, battery is being charged, \geq 98% normal mode, battery is charged, \geq 98% buffer mode
Housing version MTBF	Metal, corrosion resistant	Humidity	5...95 %, no condensation
Operating temperature	> 500,000 h in accordance with IEC 61709 (SN29500)	Mounting position, installation notice	Horizontal on TS35 mounting rail. 50 mm of clearance at top & bottom for air circ. Can mount side by side with no space in between.
Protection against reverse voltages from the load	-25 °C...70 °C	Power loss	< 10 W
Short-circuit protection	32...34 V DC	Protection degree	IP20
Surge voltage category	Yes	Storage medium	1.3 Ah, 3.4 Ah, 7.2 Ah, 12 Ah, 17 Ah, Selectable with rotary switch
	III		

EMC / shock / vibration

Noise emission in accordance with EN55032	Class B	Vibration resistance IEC 60068-2-6	2.3 g
Interference immunity test acc. to	EN 61000-4-2 (ESD) EN 61000-4-3 and EN 61000-4-8 (fields) EN 61000-4-4 (burst) EN 61000-4-5 (surge) EN 61000-4-6 (conducted) EN 61000-4-11 (dips)	Shock resistance IEC 60068-2-27	30 g in all directions

Insulation coordination

Insulation voltage	1 kV DC	Pollution severity	2
Protection class	III, with no ground connection, for SELV	Surge voltage category	III
electrical isolation, input-earth	1 kV	electrical isolation, output-earth	1 kV

ConnectPower CP DC UPS 24V 20A/10A

Weidmüller Interface GmbH & Co. KG
Klingenbergstraße 26
D-32758 Detmold
Germany
Fon: +49 5231 14-0
Fax: +49 5231 14-292083
www.weidmueller.com

Technical data

Electrical safety (applied standards)

Electrical machine equipment	Acc. to EN60204	For use with electronic equipment	Acc. to EN50178 / VDE0160
Protection against dangerous shock currents	Acc. to VDE0106-101	Protective separation / protection against electrical shock	VDE0100-410 / acc. to DIN57100-410
Safety extra-low voltage	EN 60950	Safety transformers for switch-mode power supplies	According to EN 61558-2-16

Connection data (input)

Conductor cross-section, AWG/kcmil , max.	6	Conductor cross-section, AWG/kcmil , min.	26
Conductor cross-section, flexible , min.	0.5 mm ²	Conductor cross-section, rigid , max.	16 mm ²
Conductor cross-section, rigid , min.	0.5 mm ²	Reverse polarity protection	Yes
Tightening torque, max.	1.5 Nm	Tightening torque, min.	1.2 Nm
Wire connection cross section, flexible (input), max.	16 mm ²		

Connection data (output)

Conductor cross-section, AWG/kcmil , max.	6	Conductor cross-section, AWG/kcmil , min.	26
Conductor cross-section, flexible , max.	16 mm ²	Conductor cross-section, flexible , min.	0.5 mm ²
Conductor cross-section, rigid , max.	16 mm ²	Conductor cross-section, rigid , min.	0.6 mm ²
Tightening torque, max.	1.5 Nm	Tightening torque, min.	1.2 Nm

Connection data (signal)

Wire connection cross-section, flexible (signal), max.	16 mm ²	Wire connection cross-section, flexible (signal), min.	0.5 mm ²
Wire connection method	Screw connection	Wire cross-section, AWG/kcmil , max.	12
Wire cross-section, AWG/kcmil , min.	26	Wire cross-section, solid , max.	16 mm ²
Wire cross-section, solid , min.	0.5 mm ²		

Signalling

Floating contact	Yes	Status indicator	Three-colour LED: Battery capacity >85% green, >40% yellow, >20% red, <20% red (Flashing), Green/ yellow LED: normal / buffering, Yellow/red LED: temperature alarm / alarm, Yellow/red LED: switch-off / battery fault
Status relay (max. load)	Fault (alarm) (30 V AC/DC 0.1 A), Battery operation (buff.) (30 V AC/DC 0.1 A), Laden (Charg.) (30V AC/DC 0,1A)		



Data sheet

**ConnectPower
CP DC UPS 24V 20A/10A**

Weidmüller Interface GmbH & Co. KG
 Klingenbergstraße 26
 D-32758 Detmold
 Germany
 Fon: +49 5231 14-0
 Fax: +49 5231 14-292083
 www.weidmueller.com

Technical data

Approvals

Institute (GERMLLOYD)		Certificate No. (GERMLLOYD)	61934-14
Institute (cULus)		Certificate no. (cULus)	E258476

Classifications

ETIM 6.0	EC002850	ETIM 7.0	EC002850
eClass 9.0	27-04-06-92	eClass 9.1	27-04-92-01
eClass 10.0	27-04-06-92		

Approvals

Approvals	
ROHS	Conform

Downloads

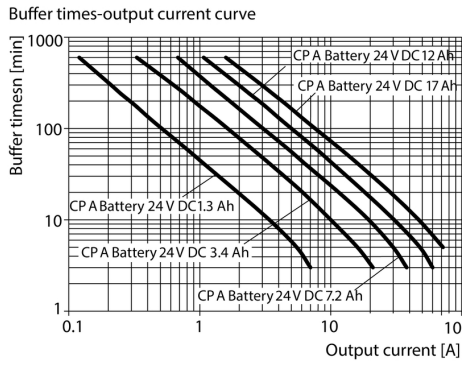
Approval/Certificate/Document of Conformity	DE_PA5200_160310_004.pdf
Engineering Data	EPLAN, WSCAD
User Documentation	Operating instructions

Data sheet

**ConnectPower
CP DC UPS 24V 20A/10A**

Weidmüller Interface GmbH & Co. KG
Klingenbergstraße 26
D-32758 Detmold
Germany
Fon: +49 5231 14-0
Fax: +49 5231 14-292083
www.weidmueller.com

Drawings



Buffer Time