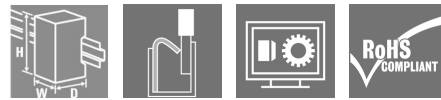


Automation Products - u-remote IP20 UR20-4AO-UI-16

Weidmüller Interface GmbH & Co. KG
Klingenbergstraße 26
D-32758 Detmold
Germany
Fon: +49 5231 14-0
Fax: +49 5231 14-292083
www.weidmueller.com

Product image



2- or 4-wire connection; 16-bit resolution; 4 outputs

The analogue output module controls up to 4 analogue actuators with +/-10 V, +/-5 V, 0...10 V, 0...5 V, 2...10 V, 1...5 V, 0...20 mA or 4...20 mA with an accuracy of 0.05% of the measurement-range end value. An actuator with 2-, 3- or 4-wire technology can be connected to each plug-in connector. The measurement range is defined channel-by-channel using parameterisation. In addition, each channel has its own status LED.

The outputs are supplied from the output current path (U_{OUT}).

General ordering data

Type	UR20-4AO-UI-16
Order No.	1315680000
Version	Remote I/O module, IP20, Analog signals, Output, 4-channel, Current/Voltage
GTIN (EAN)	4050118118803
Qty.	1 pc(s).

**Automation Products - u-remote IP20
UR20-4AO-UI-16**

Weidmüller Interface GmbH & Co. KG
Klingenbergstraße 26
D-32758 Detmold
Germany
Fon: +49 5231 14-0
Fax: +49 5231 14-292083
www.weidmueller.com

Technical data
Dimensions and weights

Width	11.5	Width (inches)	0.453 inch
Height	120 mm	Height (inches)	4.724 inch
Depth	76 mm	Depth (inches)	2.992 inch
Mounting dimension - height	128 mm	Net weight	87 g

Temperatures

Operating temperature, max.	60 °C	Operating temperature, min.	-20 °C
Storage temperature, max.	85 °C	Storage temperature, min.	-40 °C
Operating temperature	-20 °C ... +60 °C	Storage temperature	-40 °C ... +85 °C

Environmental Product Compliance

REACH SVHC	Lead 7439-92-1
------------	----------------

analogue outputs

Accuracy	±0,1 % FSR max., 0,05 % FSR typ.	Actuator connection	2-wire (automatic detection), 4-wire
Cross-talk between the channels	0.001 % FSR	Individual channel diagnosis	No
Load impedance current	< 600 Ω	Max. error between T min. and T max.	220 ppm FSR
Module diagnosis	Yes	Monotonicity	Yes
Number of analogue outputs	4	Output variable	Voltage (0...5 V, 0...10 V, 1...5 V, 2...10 V, ±10 V, ±5 V), Current (0...20 mA or 4...20 mA)
Repeat accuracy	< 1 mV eff.	Resolution	16 Bit
Response time	1 ms / 4 channels	Short-circuit-proof	Yes
Temperature coefficient	20 ppm voltage / 31 ppm current measurement / °K	Type	1. U (0...5 V, 0...10 V, 1...5 V, 2...10 V, ±10 V), 2. I (0-20 mA or 4-20 mA)
load impedance voltage	> 1 kΩ (at >50 °C ambient temperature, max. total sensor current = 25 mA)		

Connection data

Type of connection	PUSH IN	Wire connection cross section, finely stranded, max.	1.5 mm ²
Wire connection cross-section, finely stranded, min.	0.14 mm ²	Wire cross-section, finely stranded, max. (AWG)	AWG 16
Wire cross-section, finely stranded, min. (AWG)	AWG 26	Wire cross-section, solid, max.	1.5 mm ²
Wire cross-section, solid, max. (AWG)	AWG 16	Wire cross-section, solid, min.	0.14 mm ²
Wire cross-section, solid, min. (AWG)	AWG 26		

Automation Products - u-remote IP20 UR20-4AO-UI-16

Weidmüller Interface GmbH & Co. KG
 Klingenbergstraße 26
 D-32758 Detmold
 Germany
 Fon: +49 5231 14-0
 Fax: +49 5231 14-292083
 www.weidmueller.com

Technical data

General data

Air humidity (operation)	10% to 95%, non-condensing as per DIN EN 61131-2	Air humidity (storage)	10% to 95%, non-condensing as per DIN EN 61131-2
Air humidity (transport)	10% to 95%, non-condensing as per DIN EN 61131-2	Air pressure (operation)	≥ 795 hPa (height ≤ 2000 m) as per DIN EN 61131-2
Air pressure (storage)	1013 hPa (height 0 m) to 700 hPa (height 3000 m) as per DIN EN 61131-2	Air pressure (transport)	1013 hPa (height 0 m) to 700 hPa (height 3000 m) as per DIN EN 61131-2
Pollution severity	2	Shock	15 g over 11 ms, half sinus wave, acc. to IEC 60068-2-27
Surge voltage category	II	Test voltage	500 V
UL 94 flammability rating	V-0	Vibration resistance	5 Hz ≤ f ≤ 8.4 Hz: 3.5-mm amplitude as per IEC 60068-2-6, 8.4 Hz ≤ f ≤ 150 Hz: 1 g acceleration as per IEC 60068-2-6

Power supply

Current consumption from I _{IN} (power segment of the field bus coupler), typ.	8 mA	Current consumption from I _{OUT} (the respective power segment)	85 mA
Voltage supply	24 V DC +20 %/ -15 %, via the system bus		

System data


Diagnostic data	1 Bit	Field bus protocol	CANopen, DeviceNet, EtherCAT, EtherNet/IP, Modbus/TCP, PROFINET IRT, PROFIBUS DP-V1, POWERLINK
Galvanic isolation	DC 500 V between current paths	Interface	u-remote system bus
Module type	Analogue output module	Parameter data	12 Byte
Process data	8 Byte	Transmission speed of system bus, max.	48 Mbit

Classifications

ETIM 6.0	EC001597	ETIM 7.0	EC001597
eClass 9.0	27-24-26-02	eClass 9.1	27-24-26-02
eClass 10.0	27-24-26-02		

Approvals

Approvals



ROHS Conform

**Automation Products - u-remote IP20
UR20-4AO-UI-16**

Weidmüller Interface GmbH & Co. KG
Klingenbergstraße 26
D-32758 Detmold
Germany
Fon: +49 5231 14-0
Fax: +49 5231 14-292083
www.weidmueller.com

Technical data**Downloads**

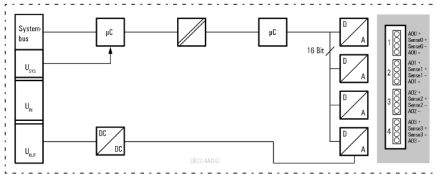
Approval/Certificate/Document of Conformity	Declaration of Conformity
Engineering Data	EPLAN, WSCAD, Zuken E3.S
Engineering Data	STEP
Product Change Notification	Release-Notes - Firmware
Software	Archiv Firmware UR20-4AO_UI 4AO_UI-0002151-01_02_00-4
User Documentation	MAN_U-REMOTE_DE MAN_U-REMOTE_EN

**Automation Products - u-remote IP20
UR20-4AO-UI-16**

Weidmüller Interface GmbH & Co. KG
 Klingenbergstraße 26
 D-32758 Detmold
 Germany
 Fon: +49 5231 14-0
 Fax: +49 5231 14-292083
 www.weidmueller.com

Drawings

Block diagram



Connection diagram

